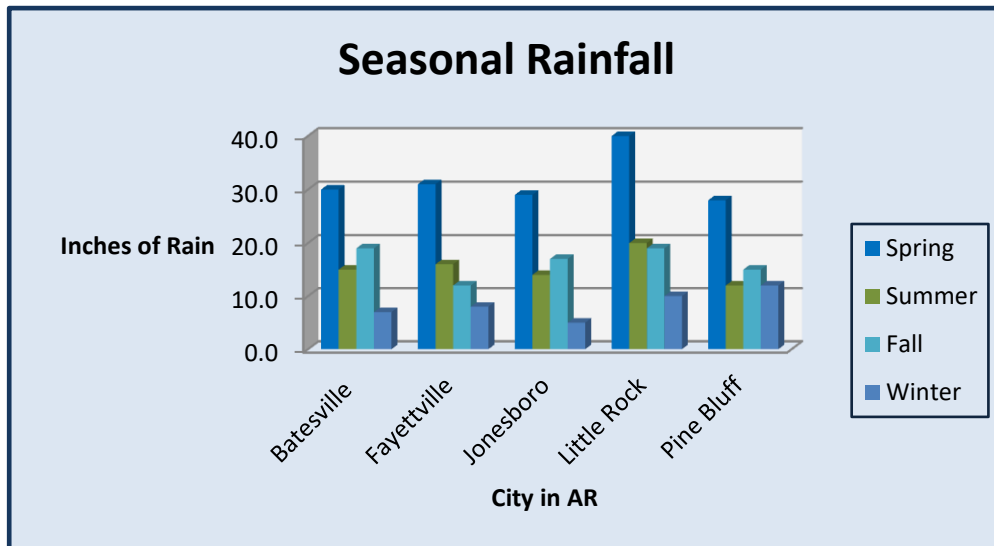
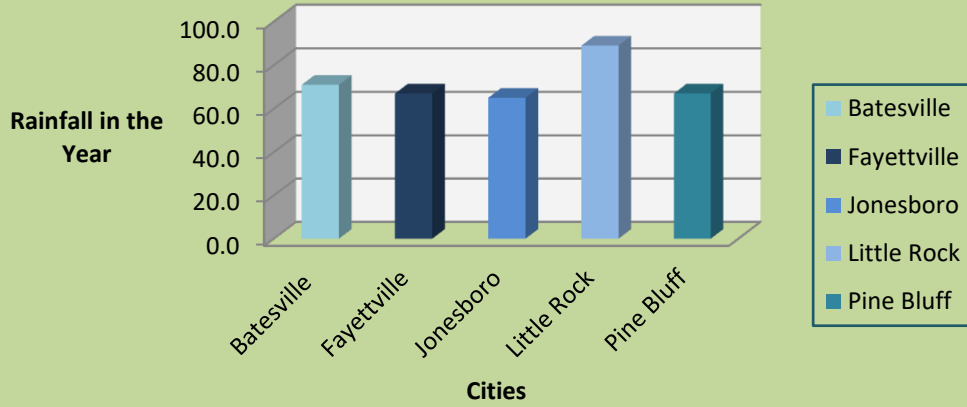


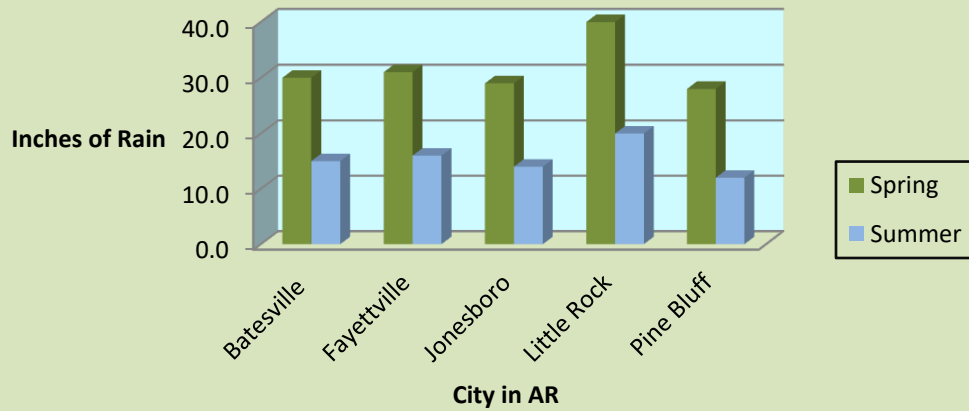
Rainfall in Arkansas in Inches					
City	Spring	Summer	Fall	Winter	Total
Batesville	30.0	15.0	19.0	7.0	71.0
Fayetteville	31.0	16.0	12.0	8.0	67.0
Jonesboro	29.0	14.0	17.0	5.0	65.0
Little Rock	40.0	20.0	19.0	10.0	89.0
Pine Bluff	28.0	12.0	15.0	12.0	67.0
Averages	31.6	15.4	16.4	8.4	359.0



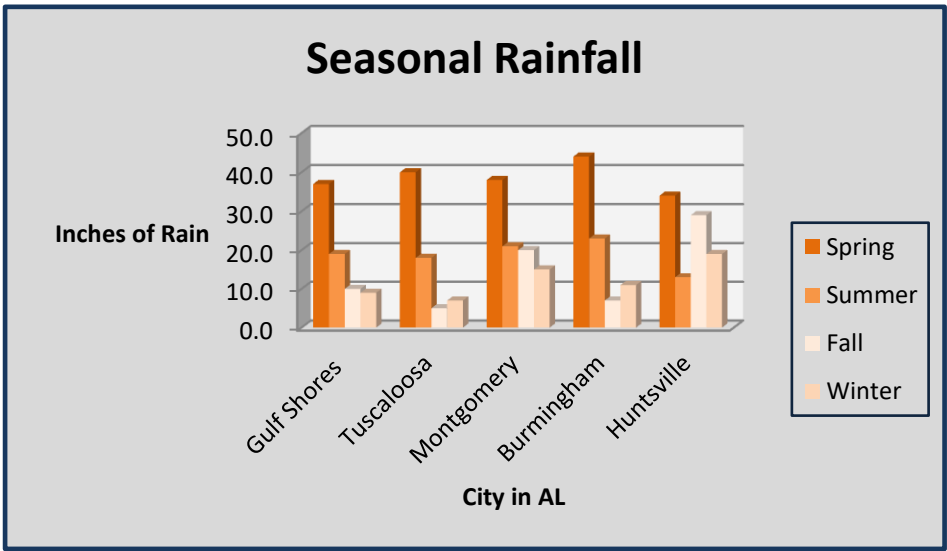
## A Year of Rainfall in Arkansas



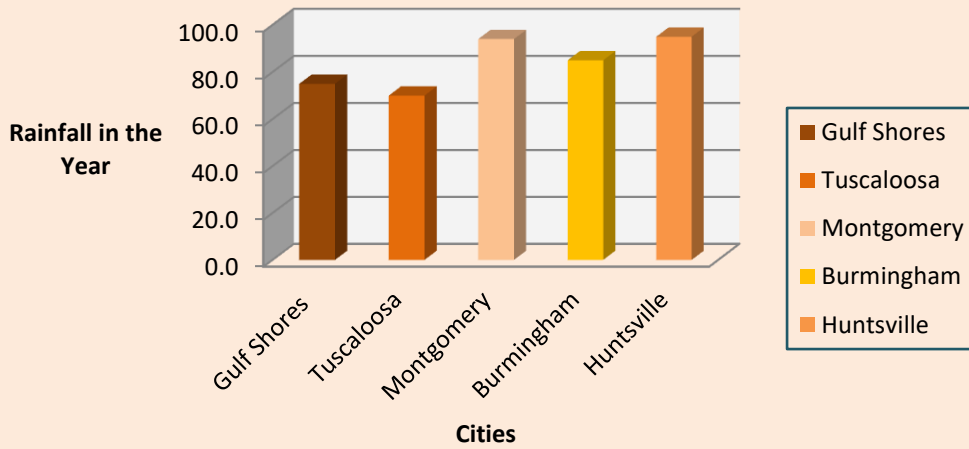
## Rainfall at the Beginning of the Year



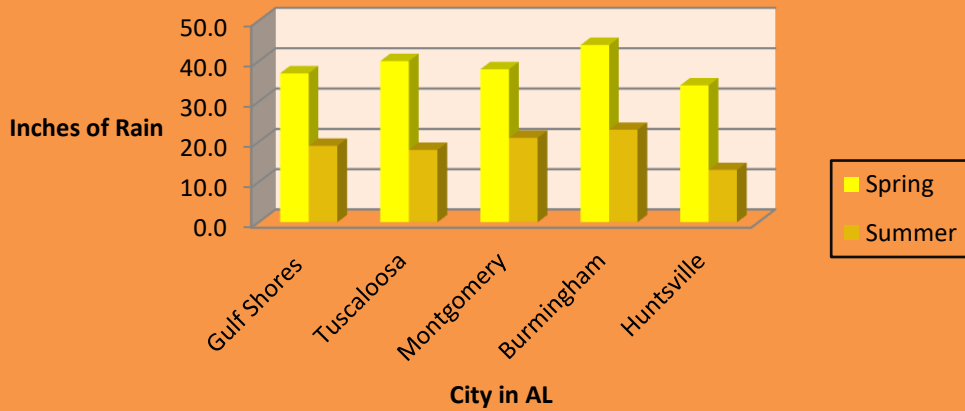
Rainfall in Alabama in Inches					
City	Spring	Summer	Fall	Winter	Total
Gulf Shores	37.0	19.0	10.0	9.0	75.0
Tuscaloosa	40.0	18.0	5.0	7.0	70.0
Montgomery	38.0	21.0	20.0	15.0	94.0
Birmingham	44.0	23.0	7.0	11.0	85.0
Huntsville	34.0	13.0	29.0	19.0	95.0
Averages	38.6	18.8	14.2	12.2	419.0



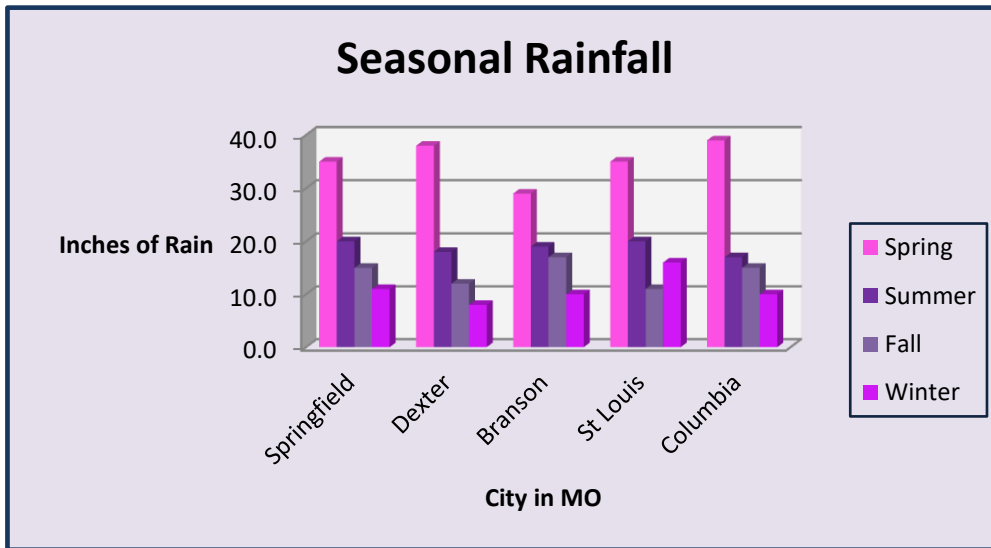
## A Year of Rainfall in Alabama



## Rainfall at the Beginning of the Year



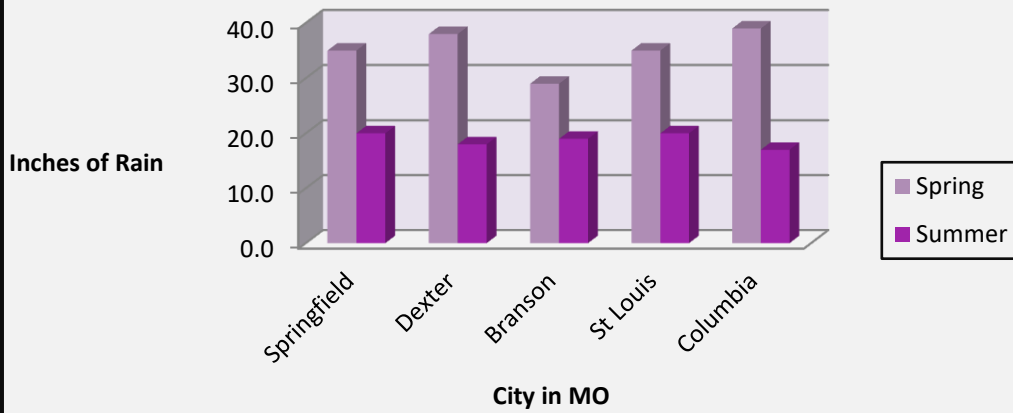
Rainfall in Missouri in Inches					
City	Spring	Summer	Fall	Winter	Total
Springfield	35.0	20.0	15.0	11.0	81.0
Dexter	38.0	18.0	12.0	8.0	76.0
Branson	29.0	19.0	17.0	10.0	75.0
St Louis	35.0	20.0	11.0	16.0	82.0
Columbia	39.0	17.0	15.0	10.0	81.0
Averages	35.2	18.8	14.0	11.0	395.0



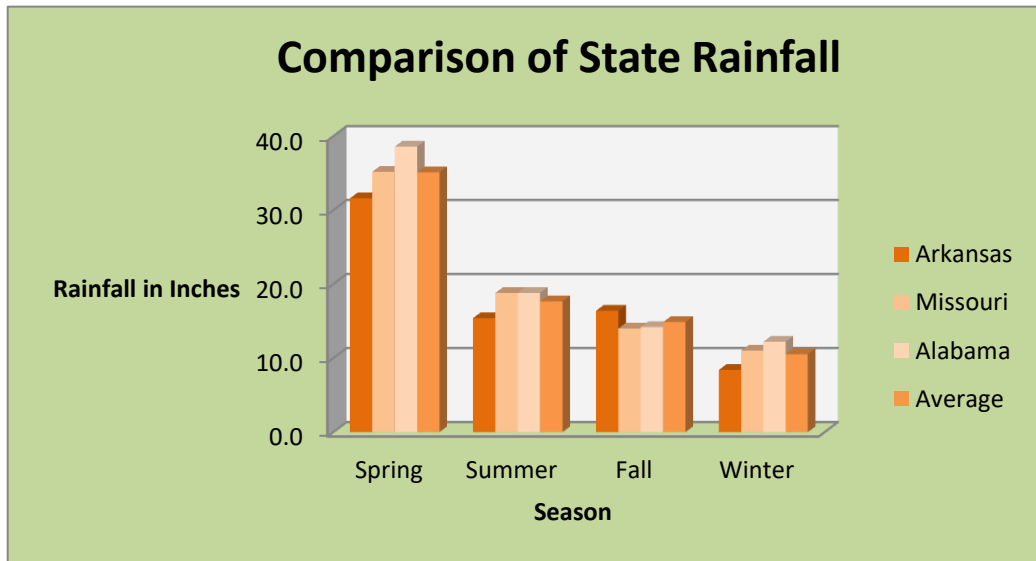
## A Year of Rainfall in Missouri



## Rainfall at the Beginning of the Year



Comparison					
State	Spring	Summer	Fall	Winter	Total
Arkansas	31.6	15.4	16.4	8.4	359.0
Missouri	35.2	18.8	14.0	11.0	395.0
Alabama	38.6	18.8	14.2	12.2	419.0
Average	35.1	17.7	14.9	10.5	1173.0



## Comparison of Total Rainfall

