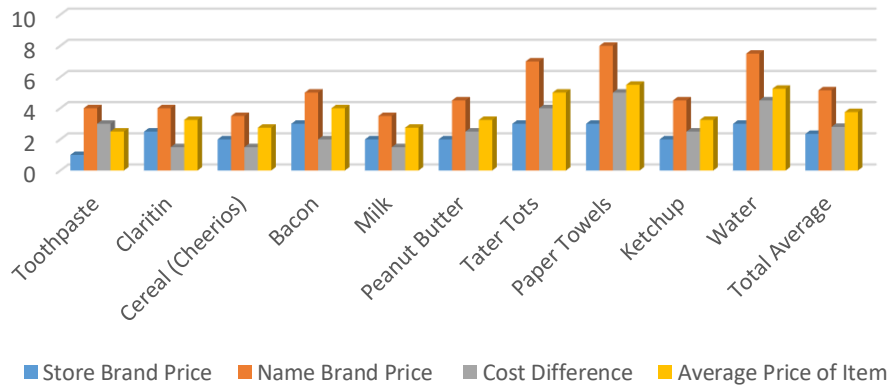


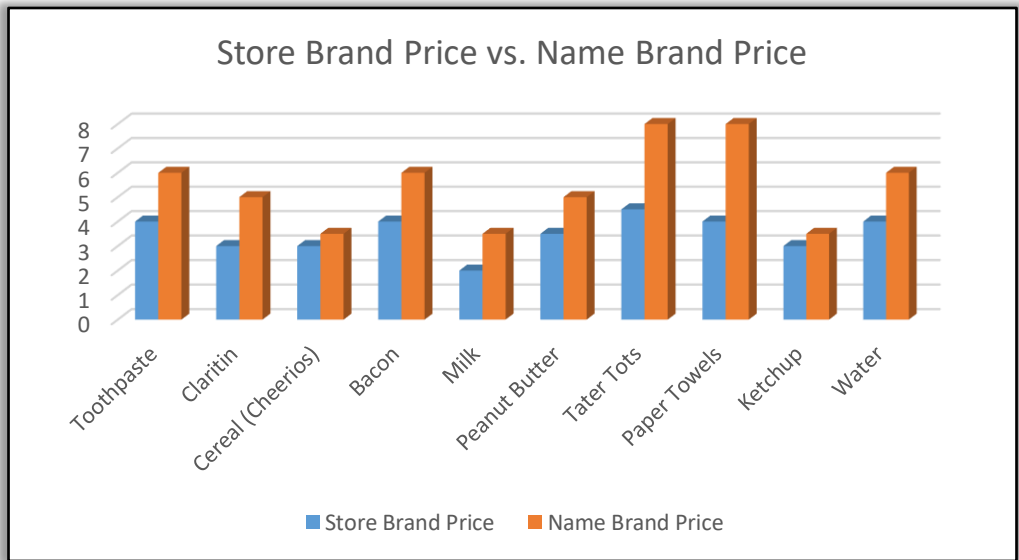
Grocery List				
	Store Brand Price	Name Brand Price	Cost Difference	Average Price of Item
Toothpaste	1	4	3	2.5
Claritin	2.5	4	1.5	3.25
Cereal (Cheerios)	2	3.5	1.5	2.75
Bacon	3	5	2	4
Milk	2	3.5	1.5	2.75
Peanut Butter	2	4.5	2.5	3.25
Tater Tots	3	7	4	5
Paper Towels	3	8	5	5.5
Ketchup	2	4.5	2.5	3.25
Water	3	7.5	4.5	5.25
Total Average	2.35	5.15	2.8	3.75



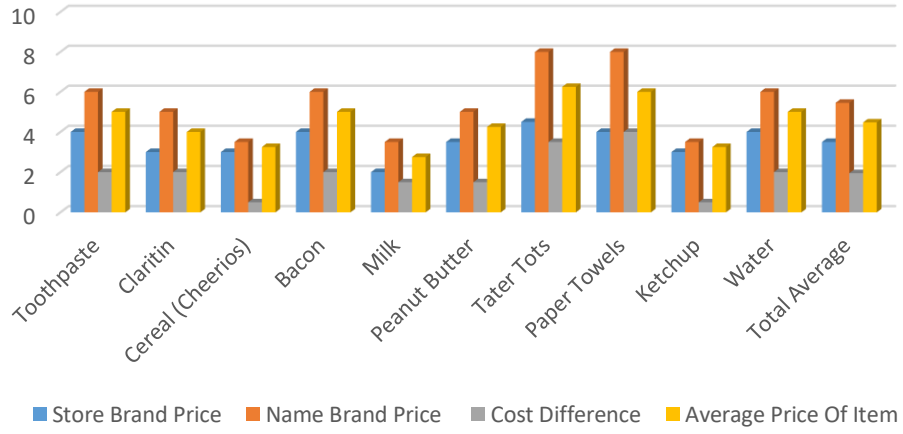
## Walmart Full Comparison



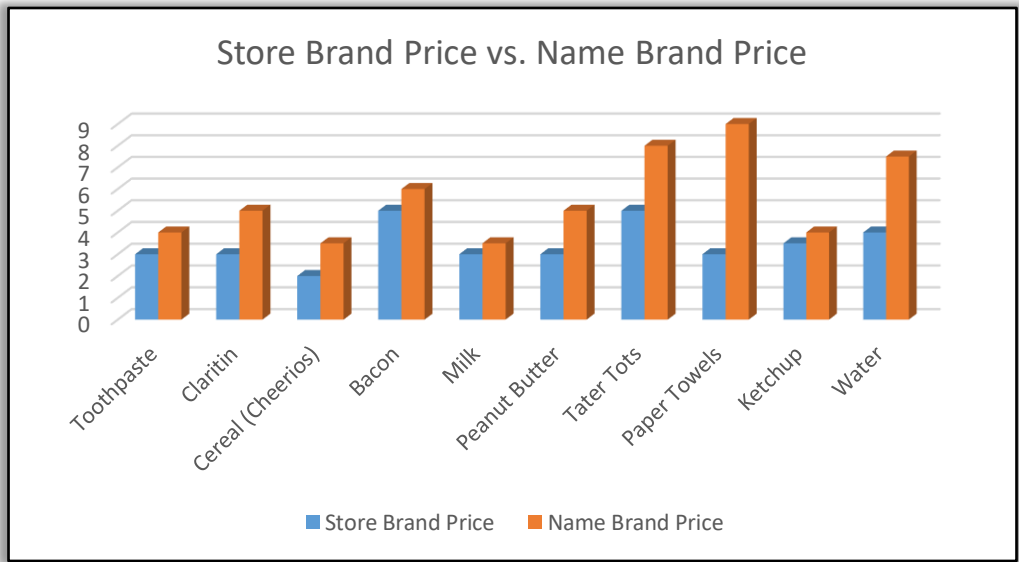
Grocery List				
	Store Brand Price	Name Brand Price	Cost Difference	Average Price Of Item
Toothpaste	4	6	2	5
Claritin	3	5	2	4
Cereal (Cheerios)	3	3.5	0.5	3.25
Bacon	4	6	2	5
Milk	2	3.5	1.5	2.75
Peanut Butter	3.5	5	1.5	4.25
Tater Tots	4.5	8	3.5	6.25
Paper Towels	4	8	4	6
Ketchup	3	3.5	0.5	3.25
Water	4	6	2	5
Total Average	3.5	5.45	1.95	4.475



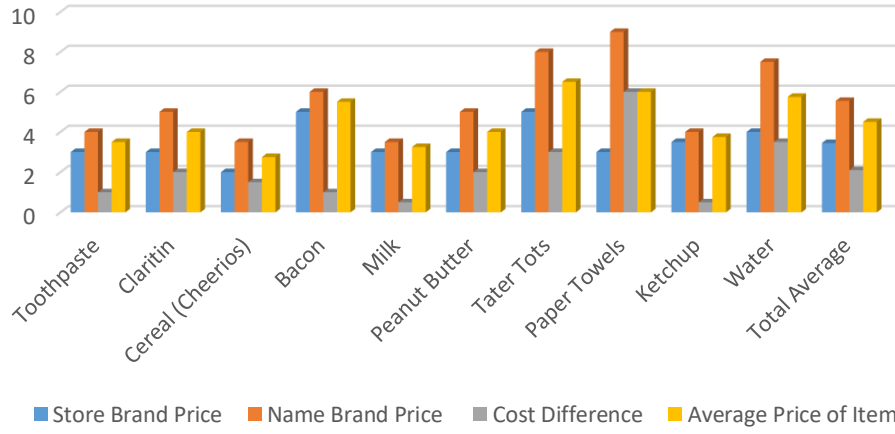
### Kroger Full Comparison



Grocery List				
	Store Brand Price	Name Brand Price	Cost Difference	Average Price of Item
Toothpaste	3	4	1	3.5
Claritin	3	5	2	4
Cereal (Cheerios)	2	3.5	1.5	2.75
Bacon	5	6	1	5.5
Milk	3	3.5	0.5	3.25
Peanut Butter	3	5	2	4
Tater Tots	5	8	3	6.5
Paper Towels	3	9	6	6
Ketchup	3.5	4	0.5	3.75
Water	4	7.5	3.5	5.75
Total Average	3.45	5.55	2.1	4.5



### Target Full Comparison



Comparison				
	Total Store Brand Price Average	Total Name Brand Price Average	Total Cost Difference Average	Average Total Average Price of Item
Walmart	2.35	5.15	2.8	3.75
Kroger	3.5	5.45	1.95	4.475
Target	3.45	5.55	2.1	4.5

