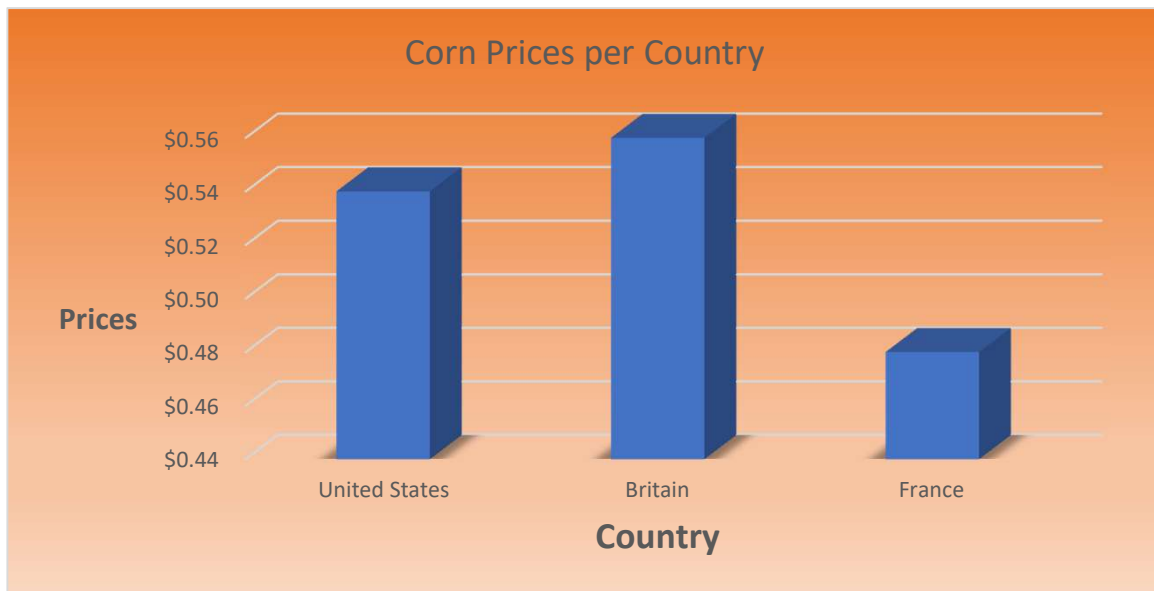
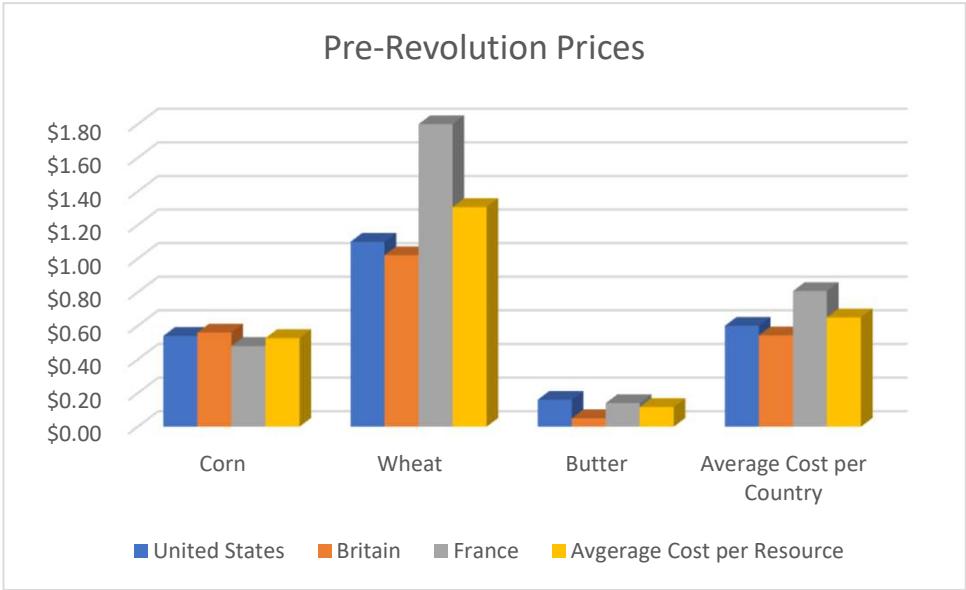
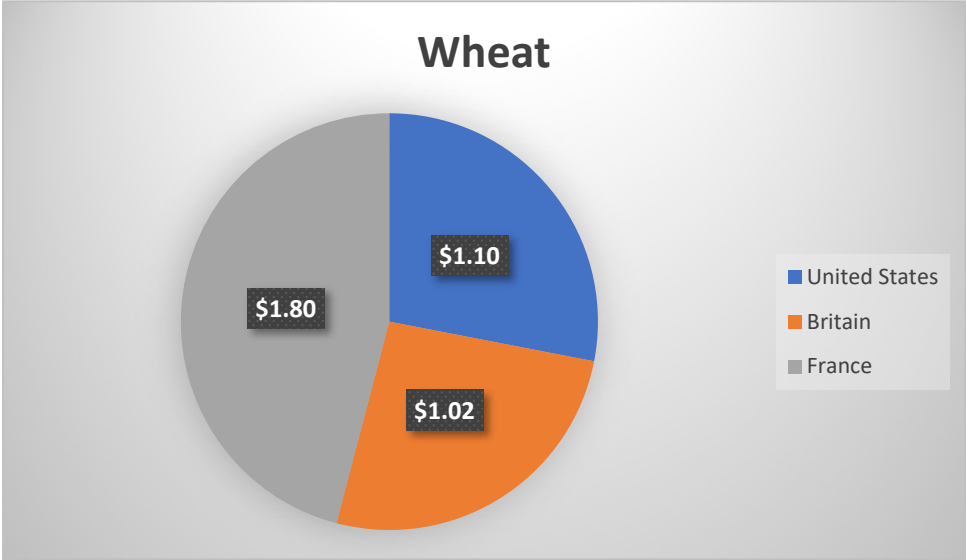
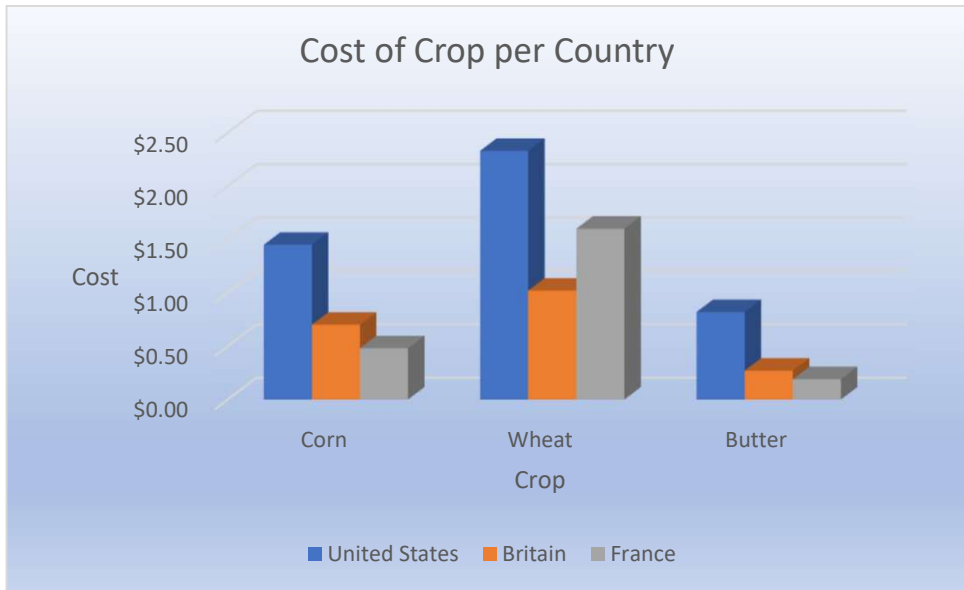


| Prices before Revolutionary War | | | | |
|---------------------------------|--------|--------|--------|--------------------------|
| Country | Corn | Wheat | Butter | Average Cost per Country |
| United States | \$0.54 | \$1.10 | \$0.16 | \$0.60 |
| Britain | \$0.56 | \$1.02 | \$0.05 | \$0.54 |
| France | \$0.48 | \$1.80 | \$0.14 | \$0.81 |
| Average Cost per Resource | \$0.53 | \$1.31 | \$0.12 | \$0.65 |

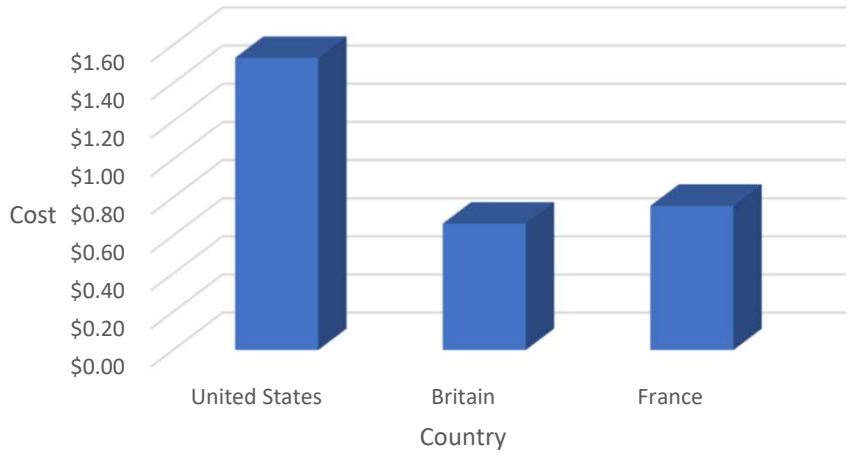




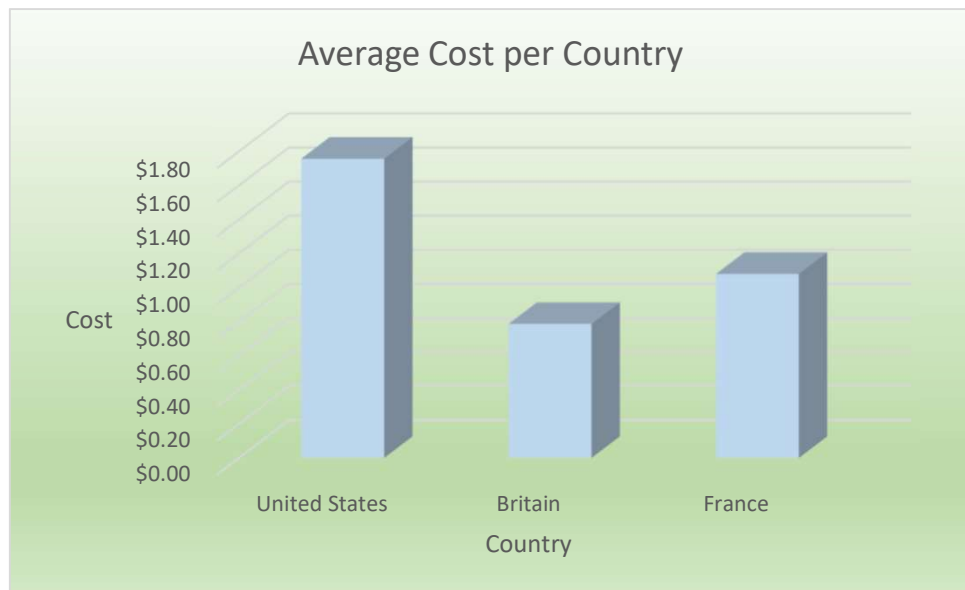
| Prices during Revolutionary War | | | | |
|---------------------------------|--------|--------|--------|--------------------------|
| Country | Corn | Wheat | Butter | Average Cost per Country |
| United States | \$1.45 | \$2.33 | \$0.82 | \$1.53 |
| Britain | \$0.70 | \$1.02 | \$0.27 | \$0.66 |
| France | \$0.48 | \$1.60 | \$0.19 | \$0.76 |
| Average Cost per Resource | \$0.88 | \$1.65 | \$0.43 | \$0.98 |



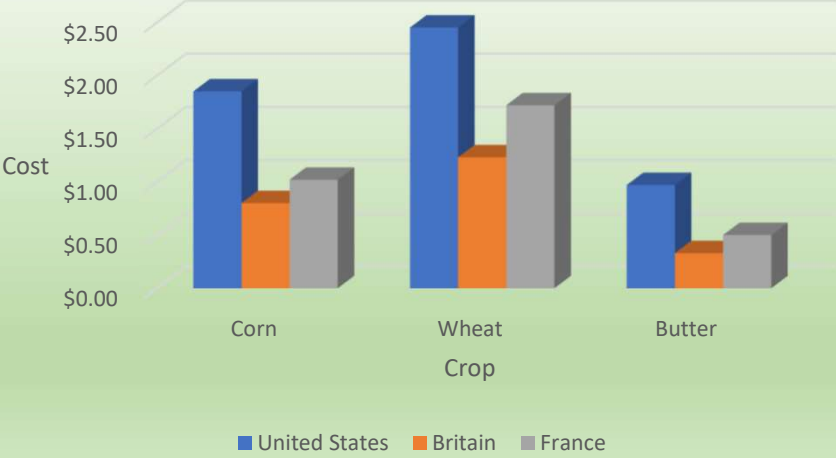
Average Cost per Country



| Prices after Revolutionary War | | | | |
|--------------------------------|--------|--------|--------|--------------------------|
| Country | Corn | Wheat | Butter | Average Cost per Country |
| United States | \$1.85 | \$2.45 | \$0.97 | \$1.76 |
| Britain | \$0.80 | \$1.23 | \$0.33 | \$0.79 |
| France | \$1.02 | \$1.72 | \$0.50 | \$1.08 |
| Average Cost per Resource | \$1.22 | \$1.80 | \$0.60 | \$1.21 |



Cost of Crop per Country



| Comparison/Average of all the tables | | | | |
|--------------------------------------|--------|--------|--------|---------------------|
| Country | Corn | Wheat | Butter | Percentage Increase |
| United States | \$0.66 | \$1.14 | \$0.65 | 1.93% |
| Britain | \$0.42 | \$1.09 | \$0.22 | 0.41% |
| France | \$0.84 | \$1.71 | \$0.28 | 0.46% |
| Average Cost | \$0.64 | \$1.31 | \$0.38 | 0.93% |

