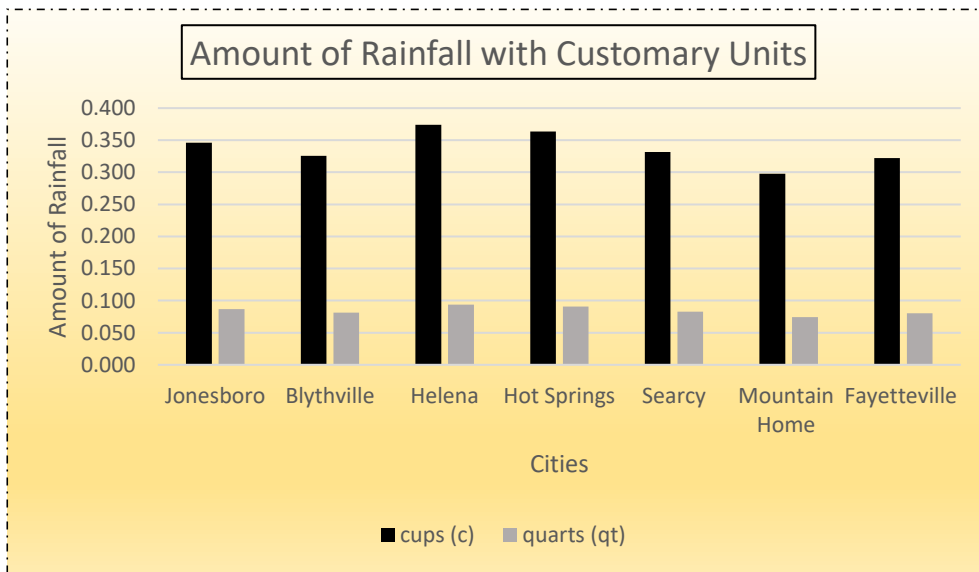
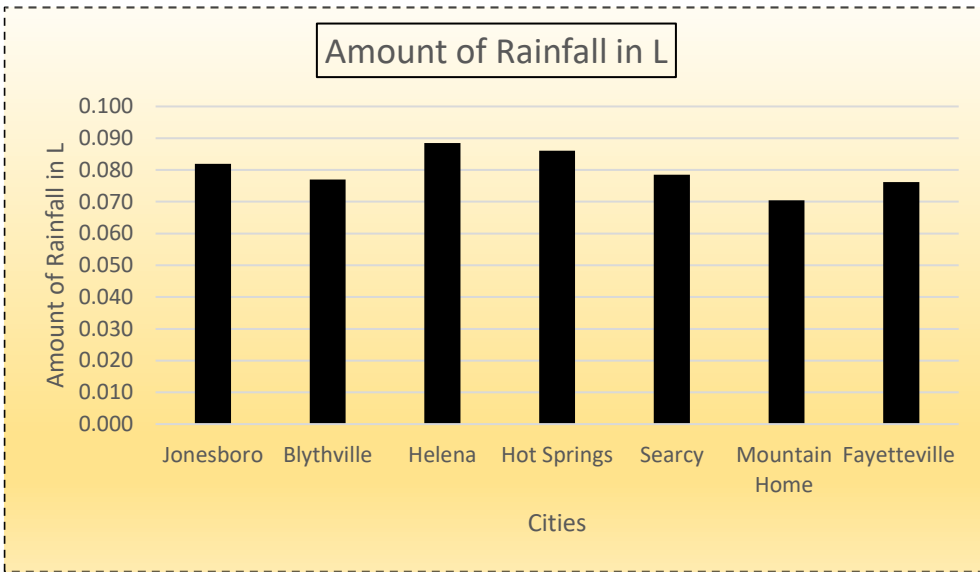
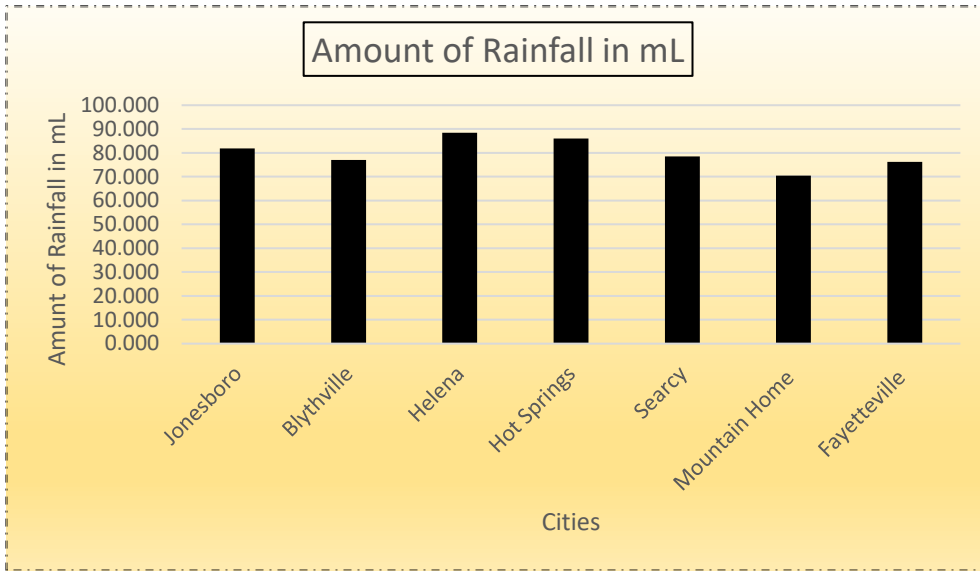
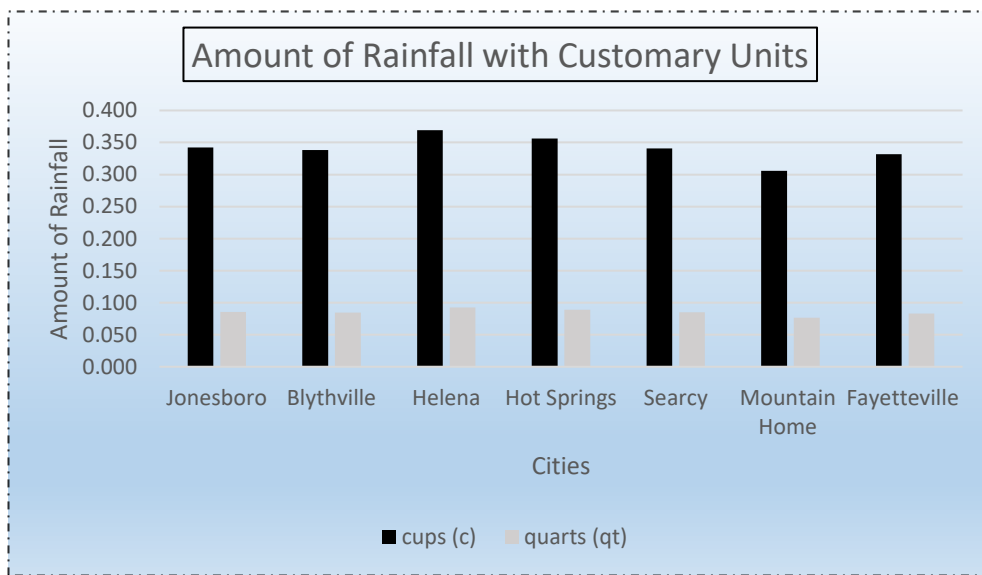


Arkansas				
Amount of Rainfall in January				
Cities	Metric		Customary	
	mL	L	cups (c)	quarts (qt)
Jonesboro	81.935	0.082	0.346	0.087
Blythville	77.019	0.077	0.326	0.081
Helena	88.490	0.088	0.374	0.094
Hot Springs	86.032	0.086	0.364	0.091
Searcy	78.494	0.078	0.332	0.083
Mountain Home	70.464	0.070	0.298	0.074
Fayetteville	76.200	0.076	0.322	0.081
Total	558.635	0.559	2.361	0.590
Average Amount	79.805	0.080	0.337	0.084

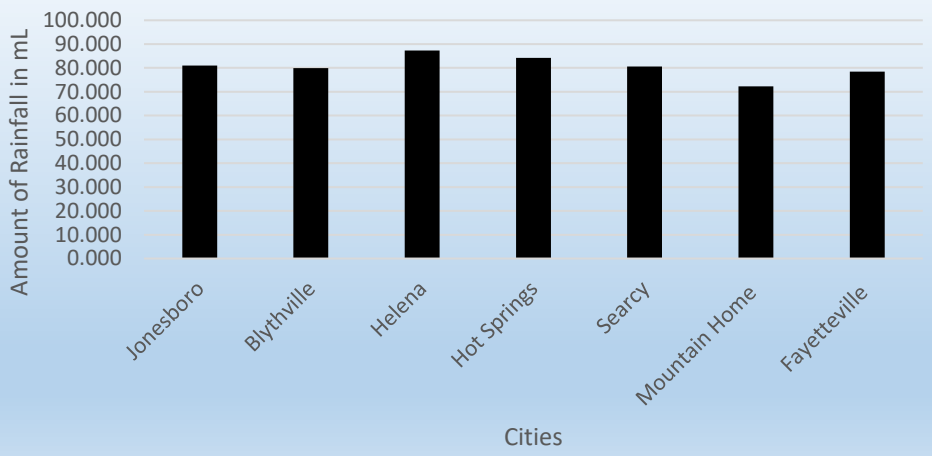




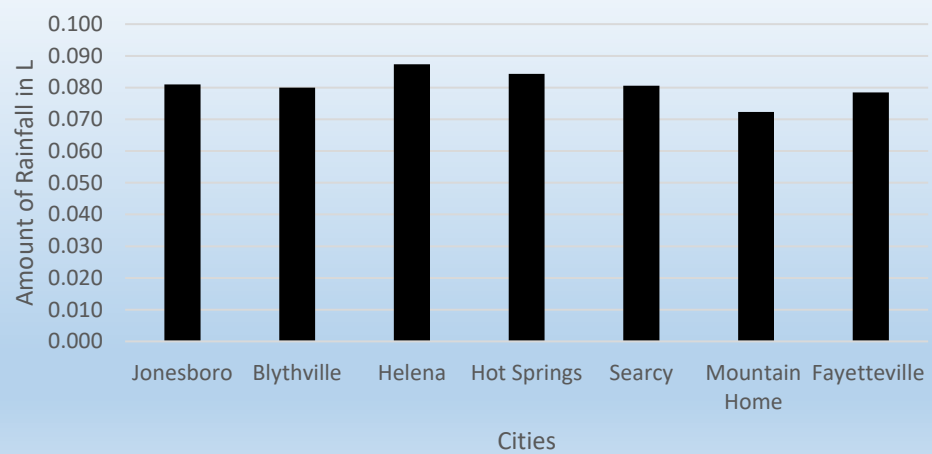
Arkansas				
Amount of Rainfall in February				
Cities	Metric		Customary	
	mL	L	cups (c)	quarts (qt)
Jonesboro	80.975	0.081	0.342	0.086
Blythville	79.969	0.080	0.338	0.085
Helena	87.387	0.087	0.369	0.092
Hot Springs	84.298	0.084	0.356	0.089
Searcy	80.639	0.081	0.341	0.085
Mountain Home	72.295	0.072	0.306	0.076
Fayetteville	78.474	0.078	0.332	0.083
Total	564.037	0.564	2.384	0.596
Average Amount	80.577	0.081	0.341	0.085



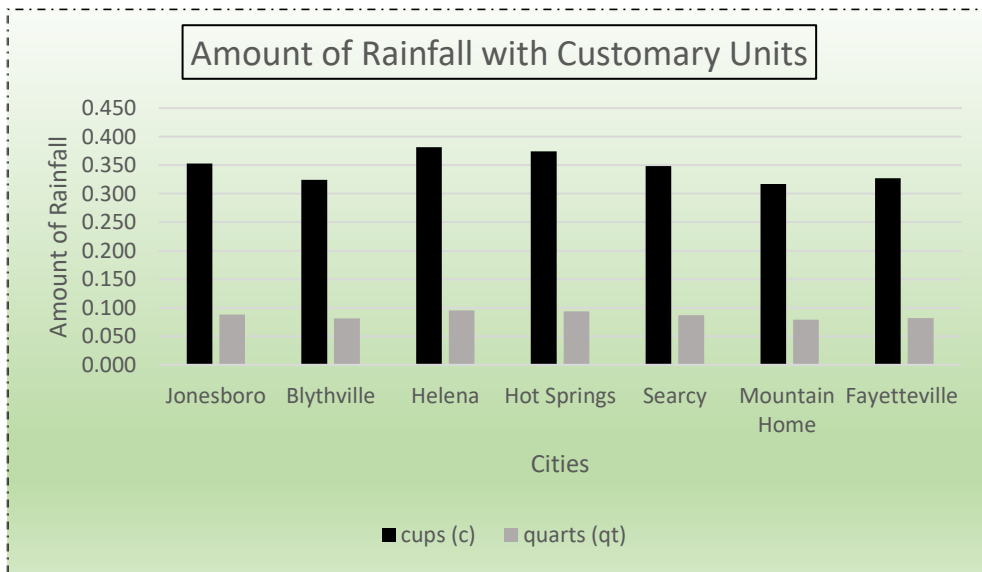
Amount of Rainfall in mL

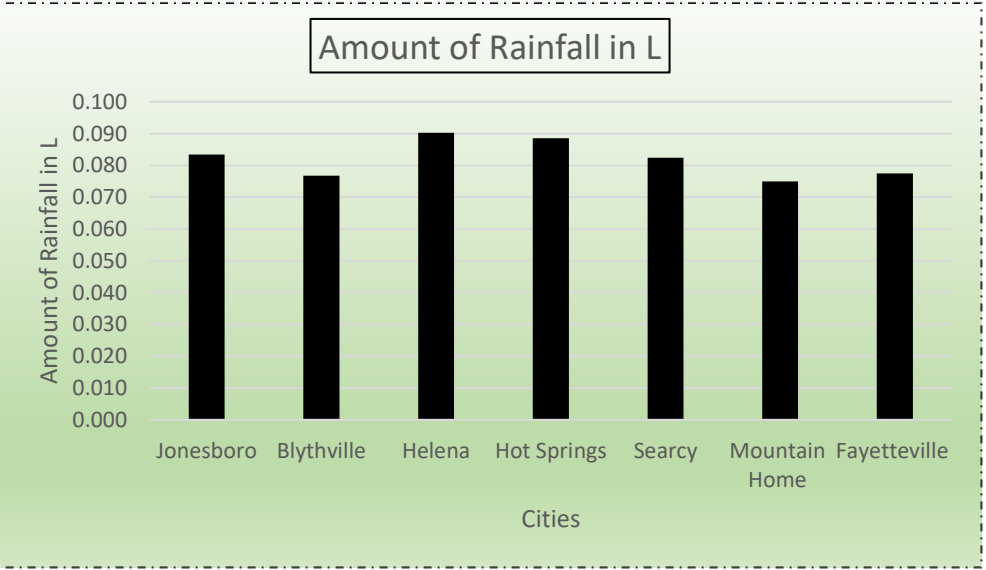
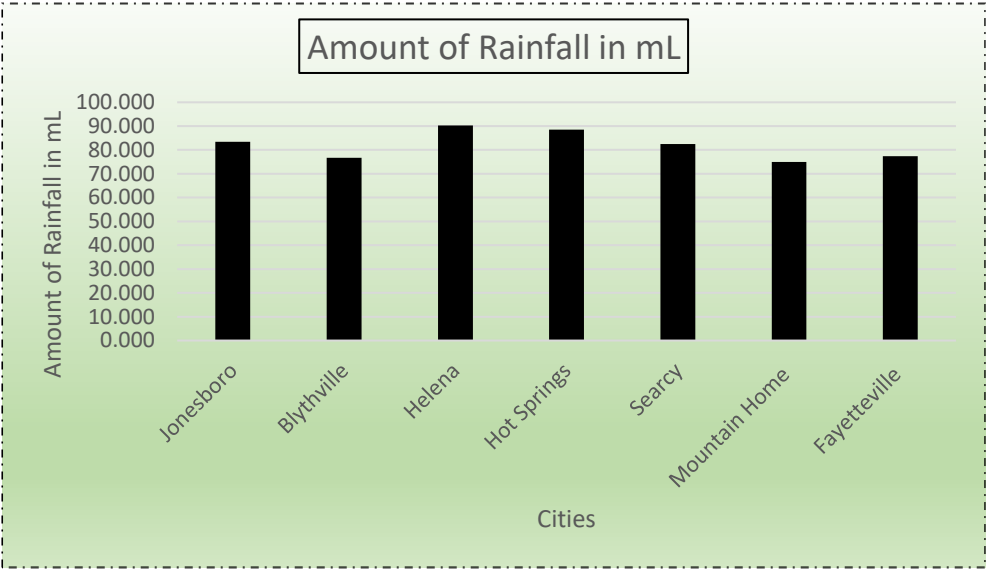


Amount of Rainfall in L

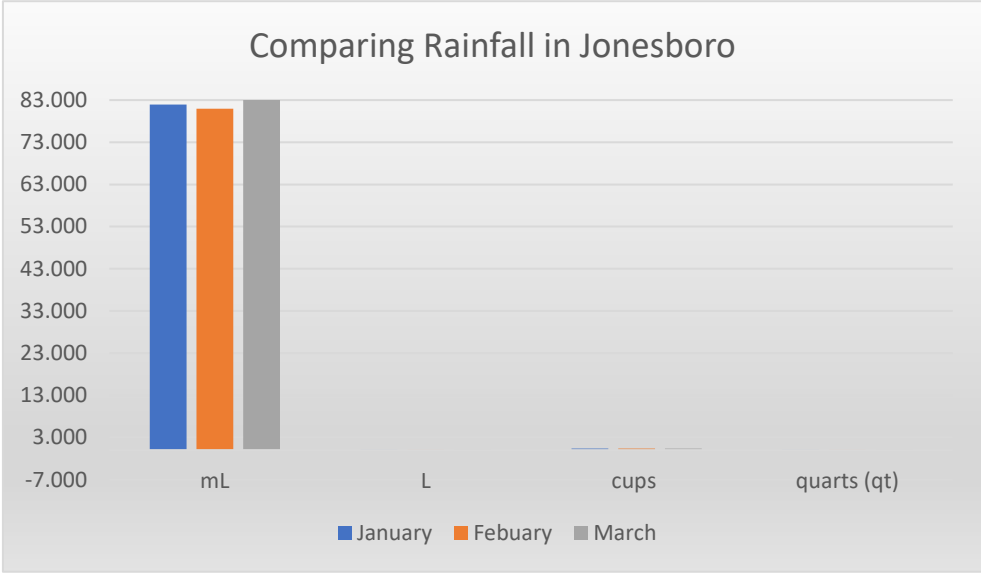


Arkansas				
Amount of Rainfall in March				
Cities	Metric		Customary	
	mL	L	cups (c)	quarts (qt)
Jonesboro	83.436	0.083	0.353	0.088
Blythville	76.765	0.077	0.324	0.081
Helena	90.252	0.090	0.381	0.095
Hot Springs	88.535	0.089	0.374	0.094
Searcy	82.432	0.082	0.348	0.087
Mountain Home	74.985	0.075	0.317	0.079
Fayetteville	77.433	0.077	0.327	0.082
Total	573.839	0.574	2.425	0.606
Average Amount	81.977	0.082	0.346	0.087





Since we live in Jonesboro, we're comparing Jonesboro over 3 months!				
Cities	mL	L	cups	quarts (qt)
January	81.935	0.082	0.346	0.087
Febuary	80.975	0.081	0.342	0.086
March	83.436	0.083	0.353	0.088



A better look at small values!

