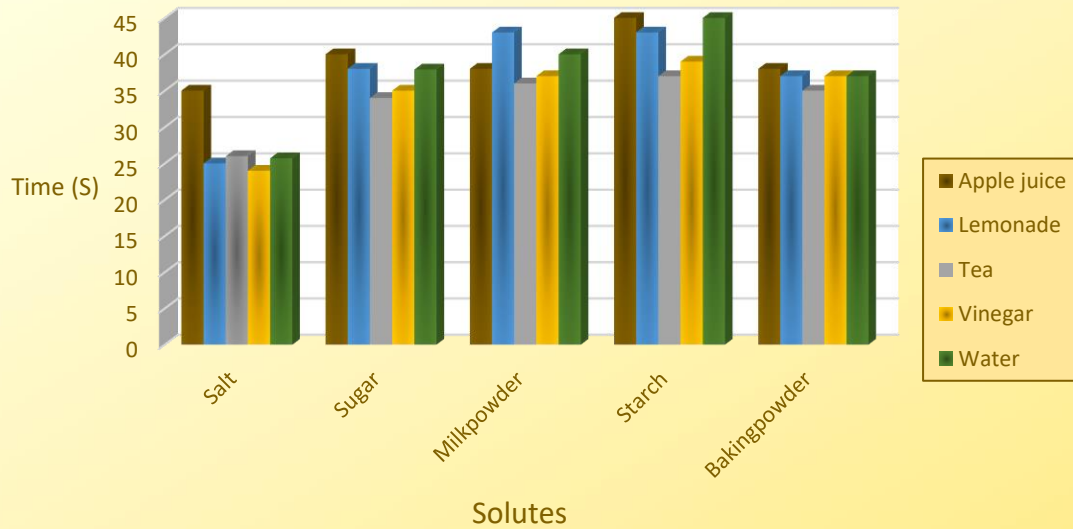


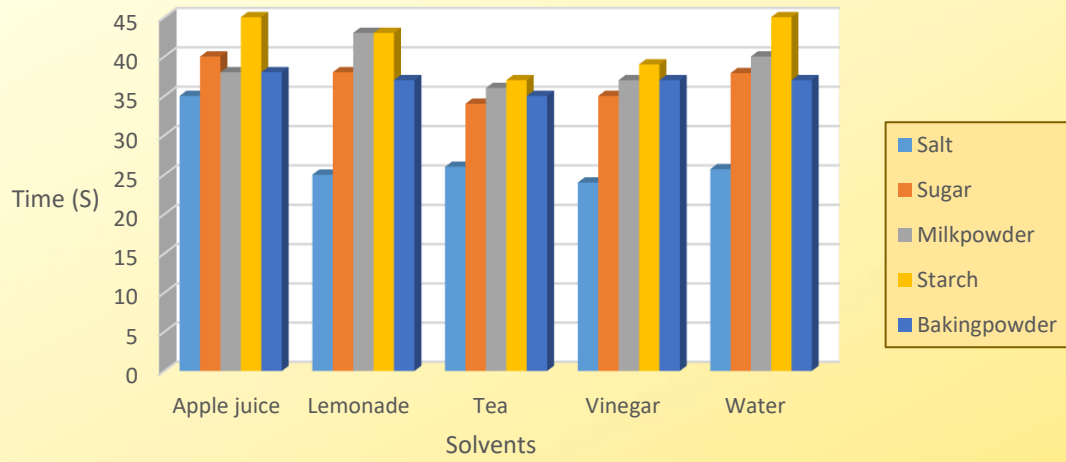
Solubility at Room Temperature

	Salt	Sugar	Milkpowder	Starch	Bakingpowder	Sum	Average
Apple juice	35	40	38	45	38	196	39.2
Lemonade	25	38	43	43	37	186	37.2
Tea	26	34	36	37	35	168	33.6
Vinegar	24	35	37	39	37	172	34.4
Water	26	38	40	45	37	186	37.1
Sum	136	185	194	209	184	908	181.5
Average	27.1	37.0	38.8	41.8	36.8	181.5	36.3

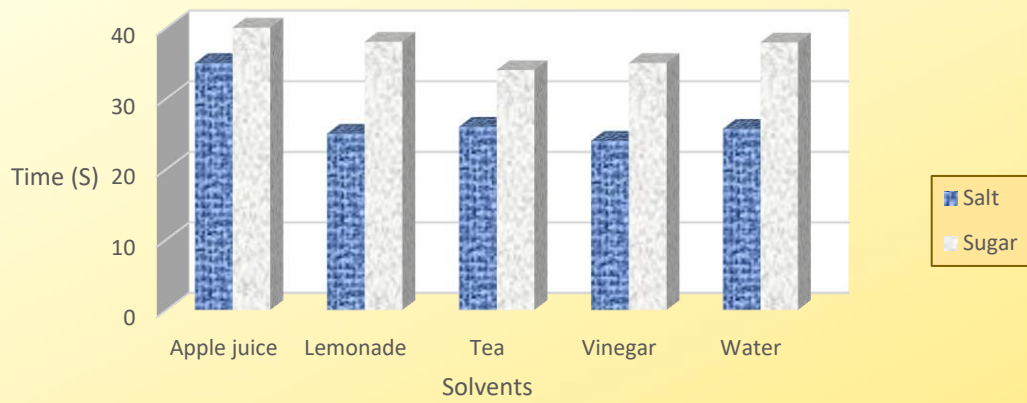
Which solute dissolves faster?



Which solvent is better?



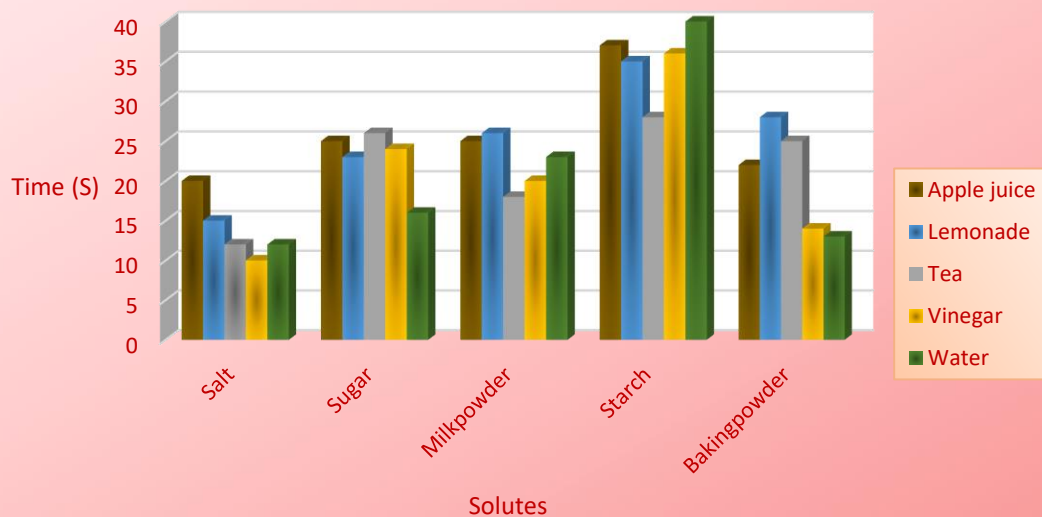
Comparing Salt and Sugar



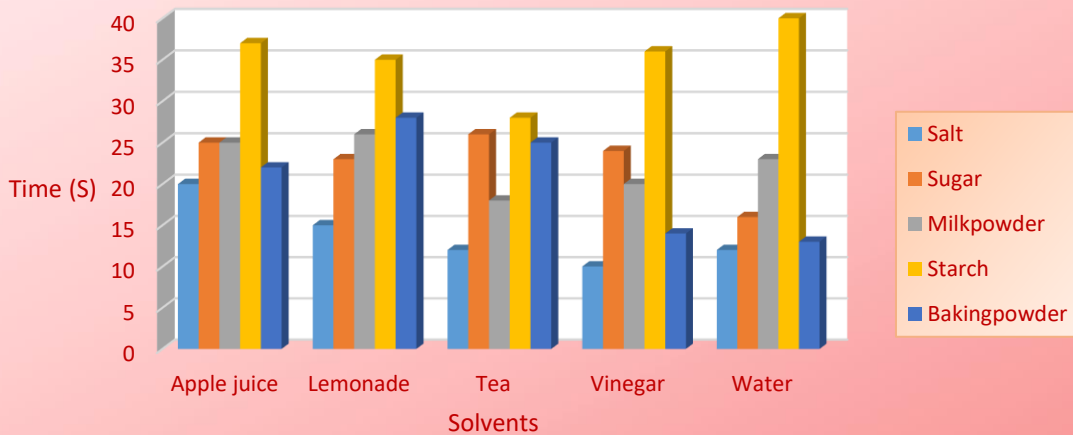
Solubility at Warmer Temperature

	Salt	Sugar	Milkpowder	Starch	Bakingpowder	Sum	Average
Apple juice	20	25	25	37	22	129	25.8
Lemonade	15	23	26	35	28	127	25.4
Tea	12	26	18	28	25	109	21.8
Vinegar	10	24	20	36	14	104	20.8
Water	12	16	23	40	13	104	20.8
Sum	69	114	112	176	102	573	114.6
Average	13.8	22.8	22.4	35.2	20.4	114.6	22.9

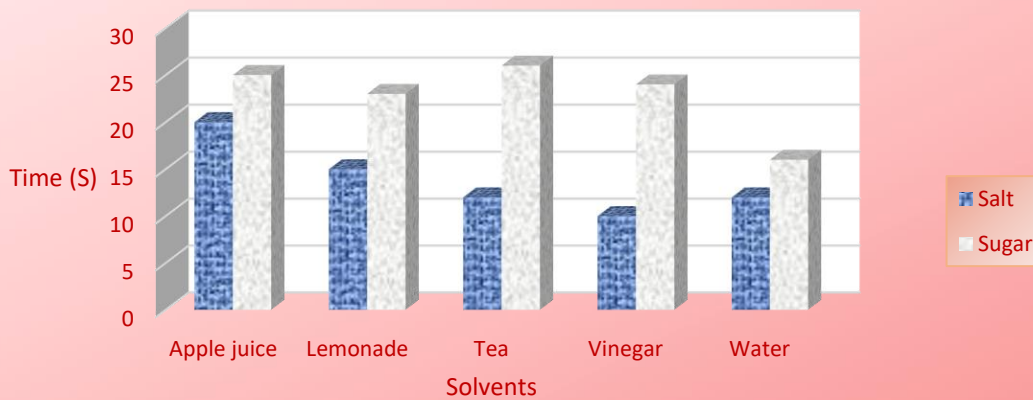
Which solute dissolves faster?



Which solvent is better?



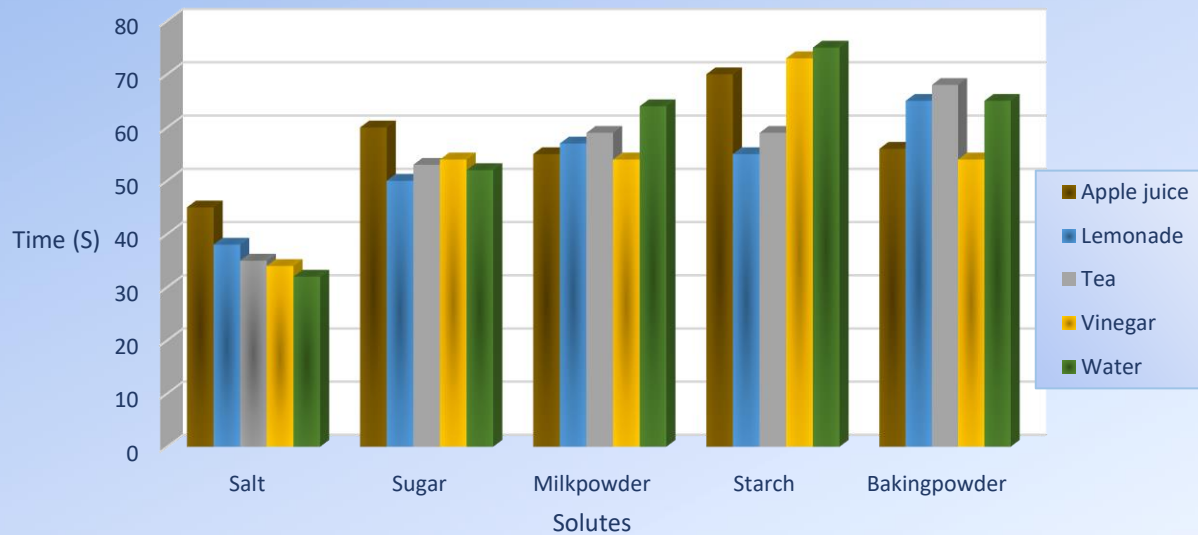
Comparing Salt and Sugar



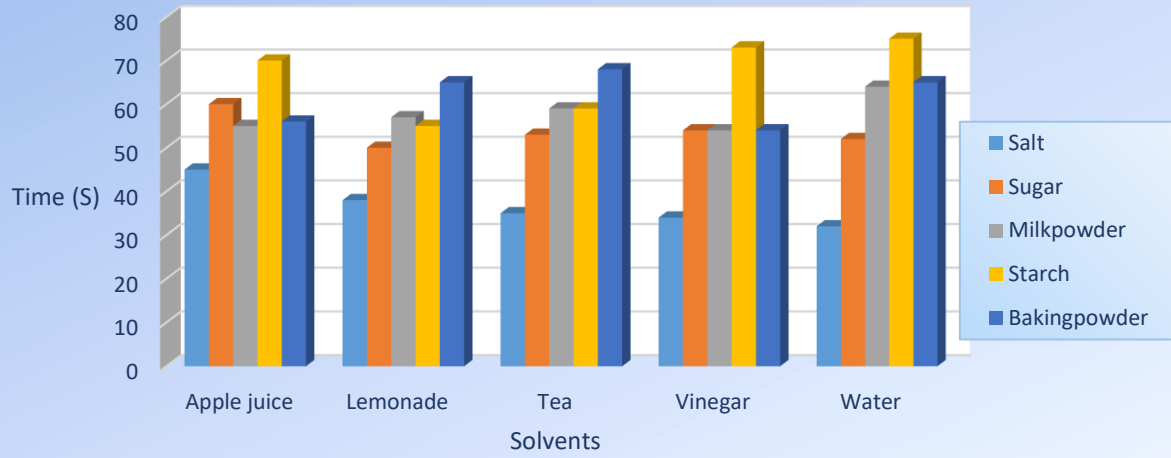
Solubility at Cooler Temperature

	Salt	Sugar	Milkpowder	Starch	Bakingpowder	Sum	Average
Apple juice	45	60	55	70	56	286	57.2
Lemonade	38	50	57	55	65	265	53.0
Tea	35	53	59	59	68	274	54.8
Vinegar	34	54	54	73	54	269	53.8
Water	32	52	64	75	65	288	57.6
Sum	184	269	289	332	308	1382	276.4
Average	36.8	53.8	57.8	66.4	61.6	276.4	55.3

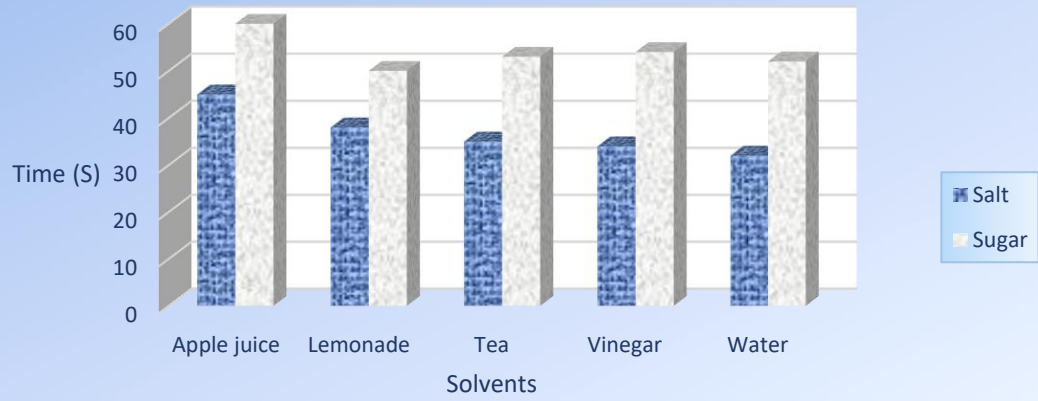
Which solute dissolves faster?



Which solvent is better?



Comparing Salt and Sugar



Comparison						
	Salt	Sugar	Milk Powder	Starch	Baking Powder	Average
Room Temperature	27.1	37.0	38.8	41.8	36.8	36.3
Warmer Temperature	13.8	22.8	22.4	35.2	20.4	22.9
Cooler Temperature	36.8	53.8	57.8	66.4	61.6	55.3
Average	25.9	37.9	39.7	47.8	39.6	38.2

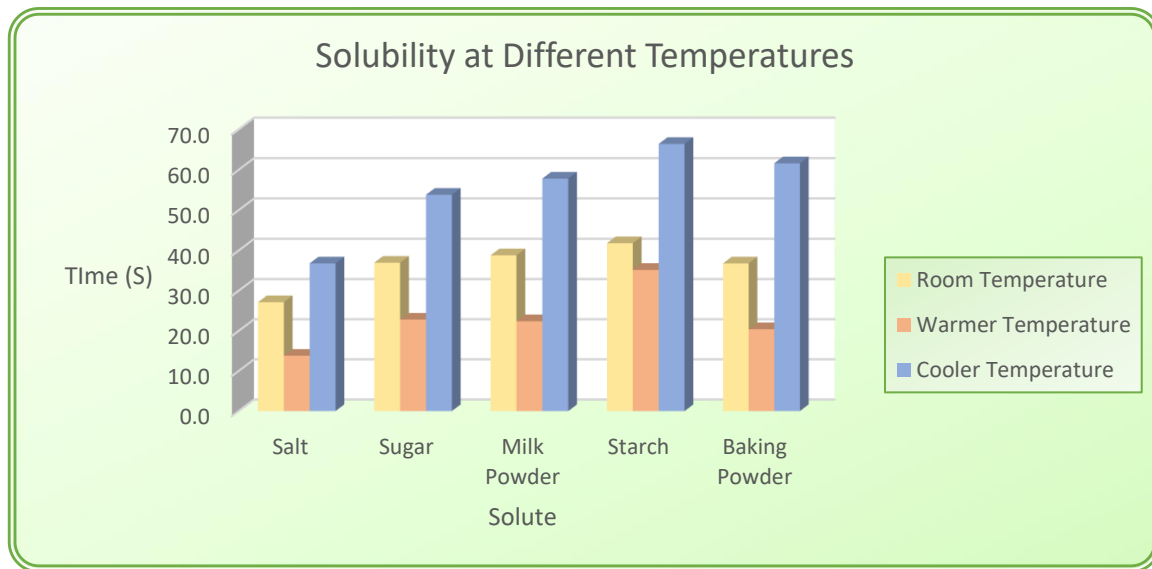


Chart Title

