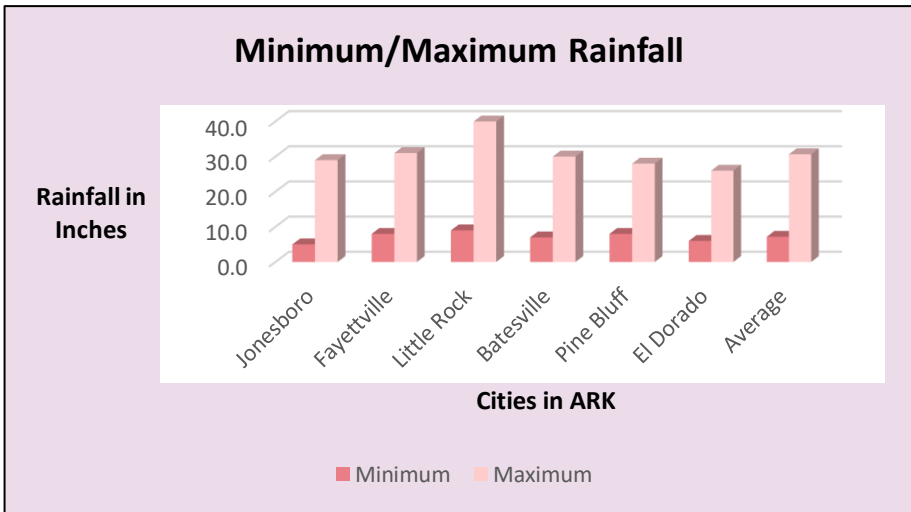
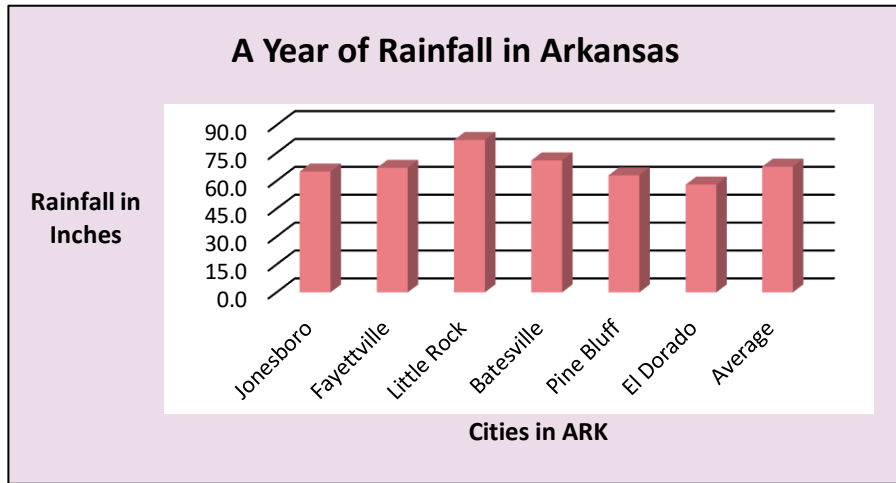
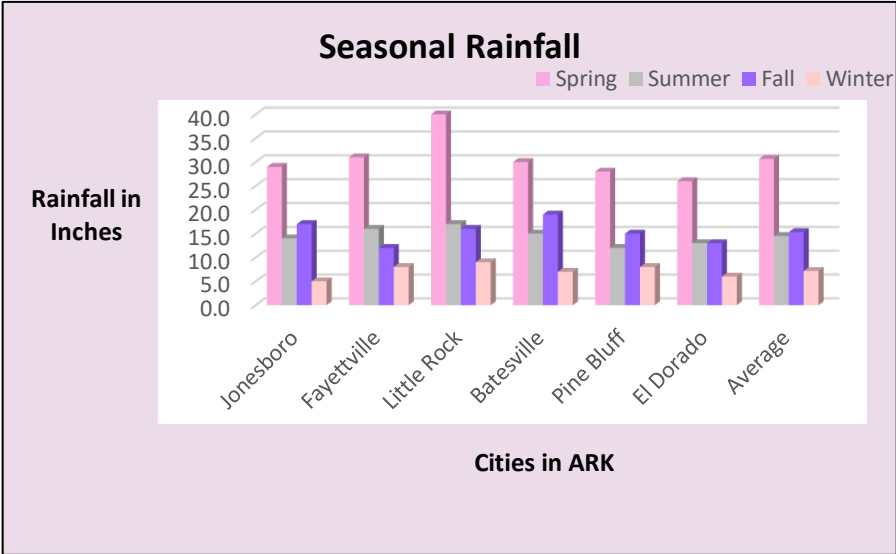


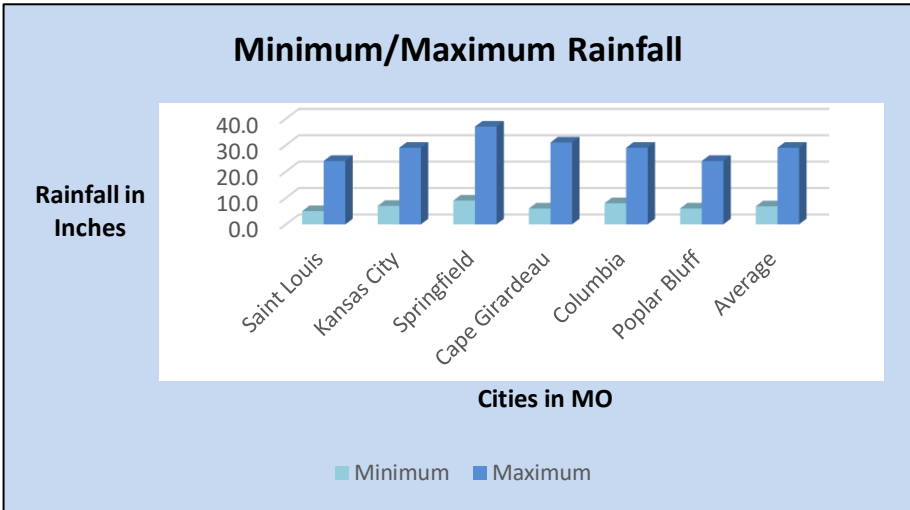
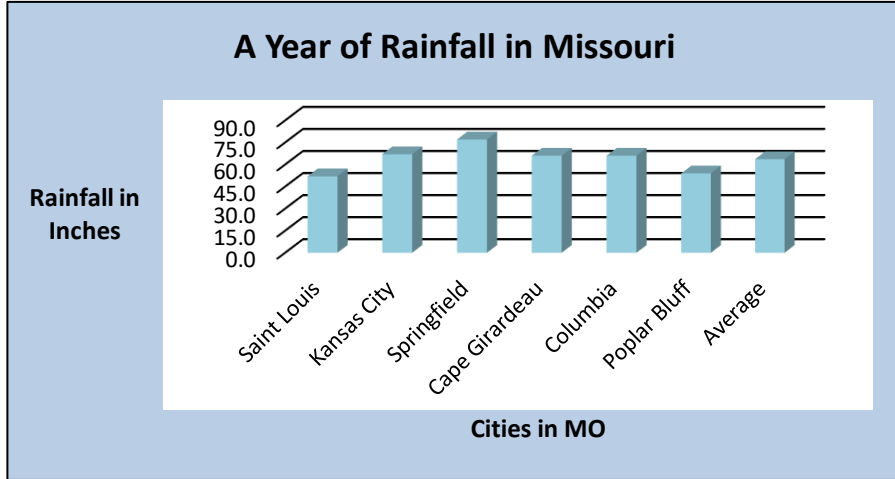
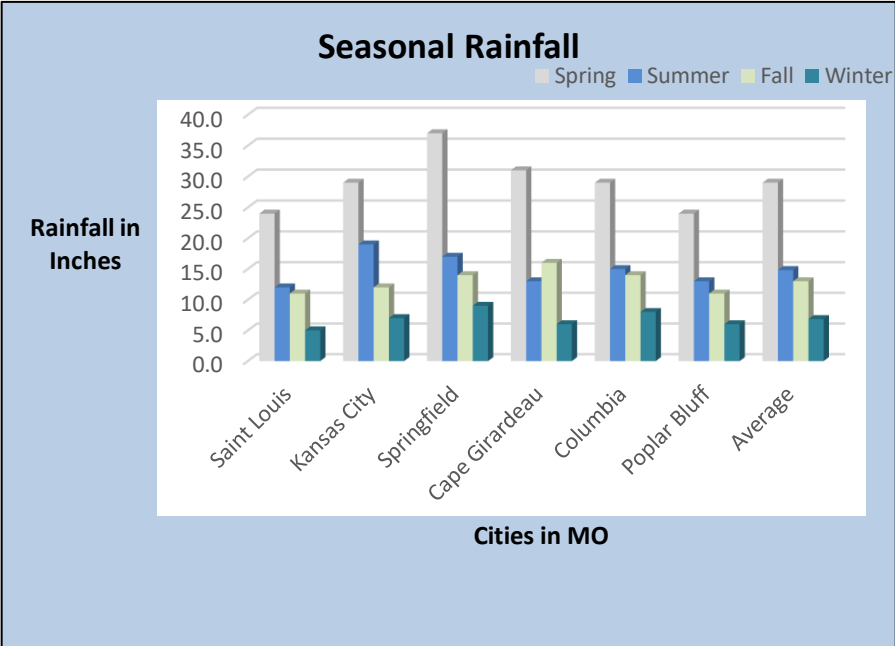
Rainfall in Arkansas in Inches

Cities	Spring	Summer	Fall	Winter	Total	Minimum	Maximum
Jonesboro	29.0	14.0	17.0	5.0	65.0	5.0	29.0
Fayetteville	31.0	16.0	12.0	8.0	67.0	8.0	31.0
Little Rock	40.0	17.0	16.0	9.0	82.0	9.0	40.0
Batesville	30.0	15.0	19.0	7.0	71.0	7.0	30.0
Pine Bluff	28.0	12.0	15.0	8.0	63.0	8.0	28.0
El Dorado	26.0	13.0	13.0	6.0	58.0	6.0	26.0
Average	30.7	14.5	15.3	7.2	67.7	7.2	30.7



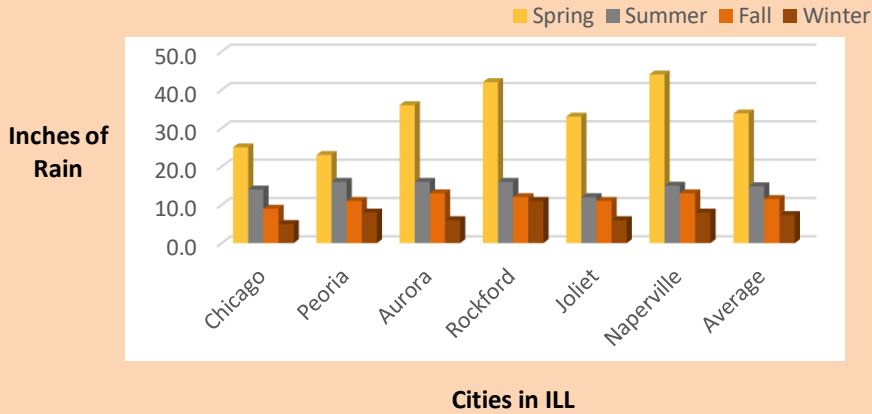
Rainfall in Missouri in Inches

Rainfall in Missouri in Inches							
Cities	Spring	Summer	Fall	Winter	Total	Minimum	Maximum
Saint Louis	24.0	12.0	11.0	5.0	52.0	5.0	24.0
Kansas City	29.0	19.0	12.0	7.0	67.0	7.0	29.0
Springfield	37.0	17.0	14.0	9.0	77.0	9.0	37.0
Cape Girardeau	31.0	13.0	16.0	6.0	66.0	6.0	31.0
Columbia	29.0	15.0	14.0	8.0	66.0	8.0	29.0
Poplar Bluff	24.0	13.0	11.0	6.0	54.0	6.0	24.0
Average	29.0	14.8	13.0	6.8	63.7	6.8	29.0

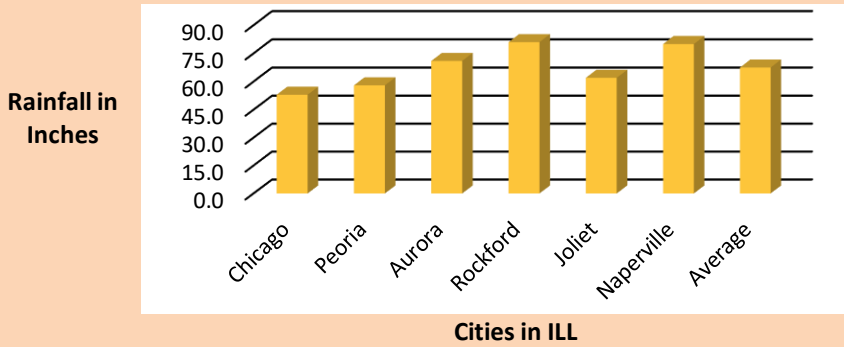


Rainfall in Illinois in Inches							
Cities	Spring	Summer	Fall	Winter	Total	Minimum	Maximum
Chicago	25.0	14.0	9.0	5.0	53.0	5.0	25.0
Peoria	23.0	16.0	11.0	8.0	58.0	8.0	23.0
Aurora	36.0	16.0	13.0	6.0	71.0	6.0	36.0
Rockford	42.0	16.0	12.0	11.0	81.0	11.0	42.0
Joliet	33.0	12.0	11.0	6.0	62.0	6.0	33.0
Naperville	44.0	15.0	13.0	8.0	80.0	8.0	44.0
Average	33.8	14.8	11.5	7.3	67.5	7.3	33.8

Seasonal Rainfall



A Year of Rainfall in Illinois

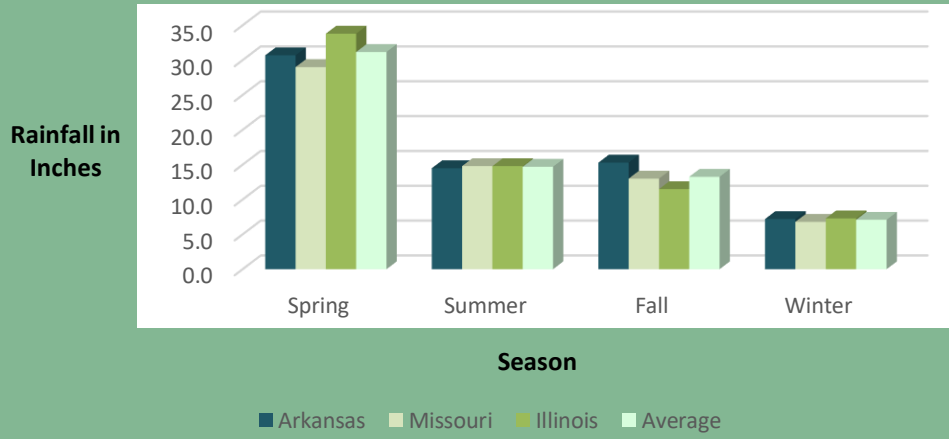


Minimum/Maximum Rainfall



Comparison					
State	Spring	Summer	Fall	Winter	Total
Arkansas	30.7	14.5	15.3	7.2	67.7
Missouri	29.0	14.8	13.0	6.8	63.6
Illinois	33.8	14.8	11.5	7.3	67.4
Average	31.2	14.7	13.3	7.1	198.7

Comparison of State Rainfall



Total

