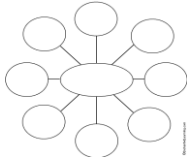


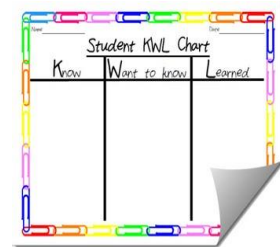
Padlet and Online Tools Applications in the Gen. Ed. Classroom

Padlet can be used in many ways in the general education classroom. In grade 3, students will enjoy the ability to collaborate with fellow classmates and compare the information they provide to the board. The format of Padlet is easy to use because any type of information can be added. Voice files, movie files, websites, etc. are all easily added to the collaboration.




Padlet is also an interesting way to create a graphic organizer. Inspiration offers graphic organizing, but only offers hyperlinks to follow. Padlet allows the students to see a thumbnail or short clip of the information that is offered in video format. Hyperlinked sites also show a thumbnail, creating more visual interest in the link provided. Seeing apps linked to the board, instead of just a name, creates more desire in the student to participate in the app. Using Padlet is an interesting way to create a study guide for the class, or the individual student.

Padlet provides a way for students to show what they know, want to know and what they have learned. KWL charts provide a pathway for students to create their own learning path. Teachers can give students guidelines of the topics to be learned, and let the children create the education tailored to their own interests.



Padlet allows children to expand their knowledge and learning styles. Many children have preferred learning styles. Visual children might focus on adding videos to the page, while auditory learners may offer links to piggy-back songs. Kinesthetic learners could provide links to YouTube videos that offer demonstrations to science projects, while still other types of learners could provide links to a Quizlet's drill and practice flashcard set. When children see other additions, they will be inspired to check out some of the other ways that children relate to a topic and may find another learning style that will help them enjoy and retain the lesson's information.

Finally, Padlet can be used to help children display the knowledge they have acquired on a topic. Especially useful for children who struggle with traditional "paper and pen" assessments, due to *Dyslexia, or other language disabilities.*



Erika Snow-Howard
Padlet and On-Line Tools Write-Up
November 30, 2019

Board #1 and #2

Padlet link

https://padlet.com/erika_snow/hnthuwh5l53x

https://assets.padletcdn.com/padlets/hnthuwh5l53x/qr_code.png



board 2

https://padlet.com/erika_snow/wc3nrmm8vk54

https://assets.padletcdn.com/padlets/wc3nrmm8vk54/qr_code.png



Erika Snow-Howard
Padlet and On-Line Tools Write-Up
November 30, 2019

Online tools

I have learned a lot about using online tools to help enhance my lessons. Tools are useful because they encourage child participation. Children are more willing to participate because the format is different from pencil-paper assessments, they have some aspects of control with their own creations, different learning styles are engaged, and confidence is built within the student as they master the technology AND the information taught in the lesson.



Dislike: Tools create initial prep work, and time is a precious commodity to a beginning teacher.

Like: Once the lesson is created, then they can be used year after year. Tools and lesson plans can be stored on flash drives that take up very little space, in comparison to actual books, manipulatives and paper copies.

