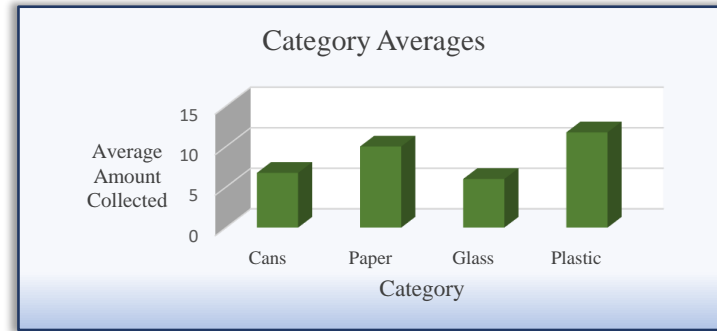
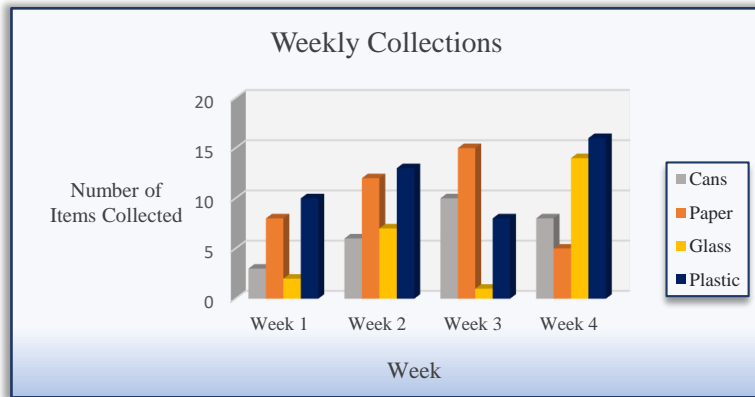
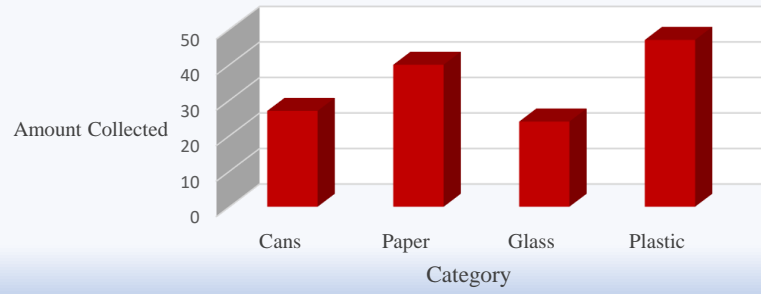


### Miss Ashlee's Class

Category	Week 1	Week 2	Week 3	Week 4	Total Collected	Category Average
Cans	3	6	10	8	27	7
Paper	8	12	15	5	40	10
Glass	2	7	1	14	24	6
Plastic	10	13	8	16	47	12
Total	23	38	34	43	138	35
Weekly Average	6	10	9	11	35	9

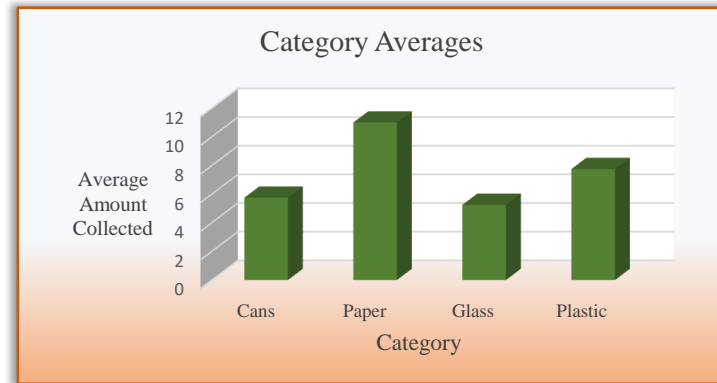
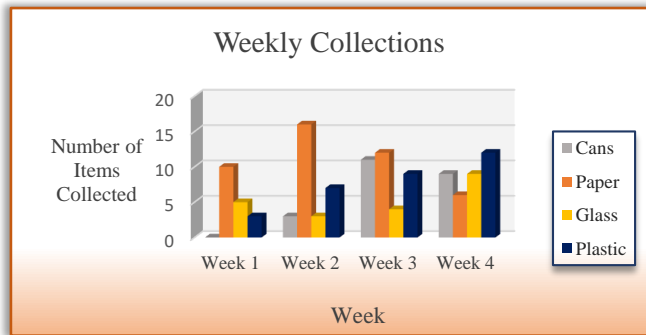


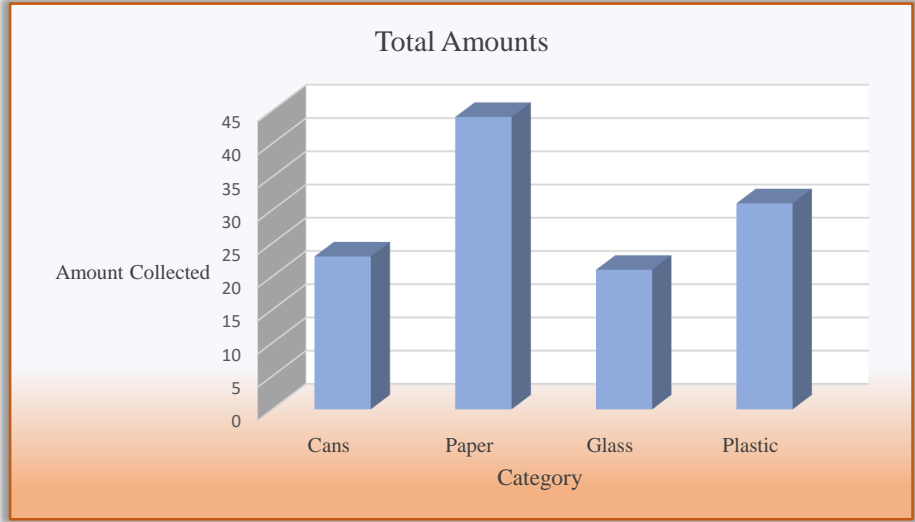
Total Amounts



### Miss Kate's Class

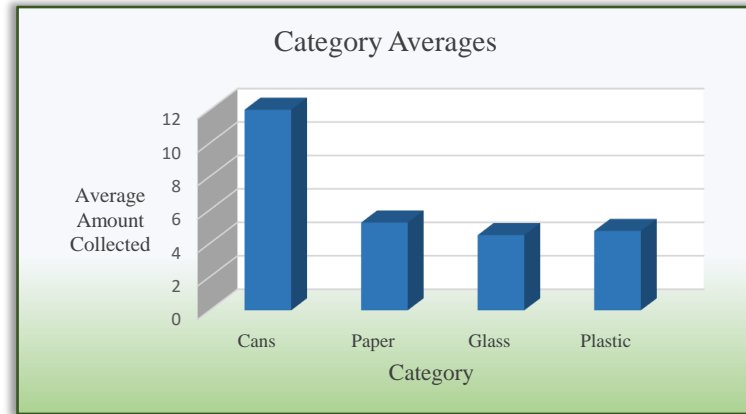
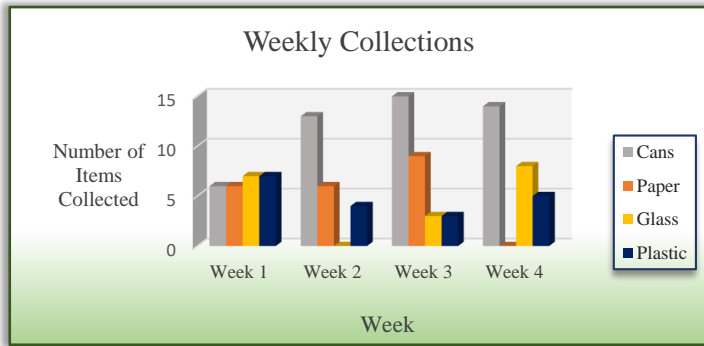
Category	Week 1	Week 2	Week 3	Week 4	Total Collected	Category Average
Cans	0	3	11	9	23	6
Paper	10	16	12	6	44	11
Glass	5	3	4	9	21	5
Plastic	3	7	9	12	31	8
Total	18	29	36	36	119	30
Weekly Average	5	7	9	9	30	7

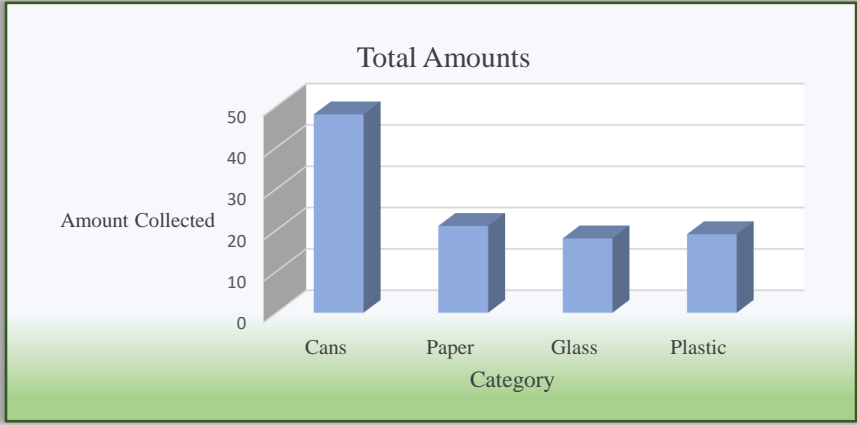




### Miss Angie's Class

Category	Week 1	Week 2	Week 3	Week 4	Total Collected	Category Average
Cans	6	13	15	14	48	12
Paper	6	6	9	0	21	5
Glass	7	0	3	8	18	5
Plastic	7	4	3	5	19	5
Total	26	23	30	27	106	27
Weekly Average	7	6	8	7	27	7





Comparison		
	Total Collected	Total Average Collected
Miss Ashlee's Class	138	35
Miss Katie's Class	119	30
Miss Angie's Class	106	27

