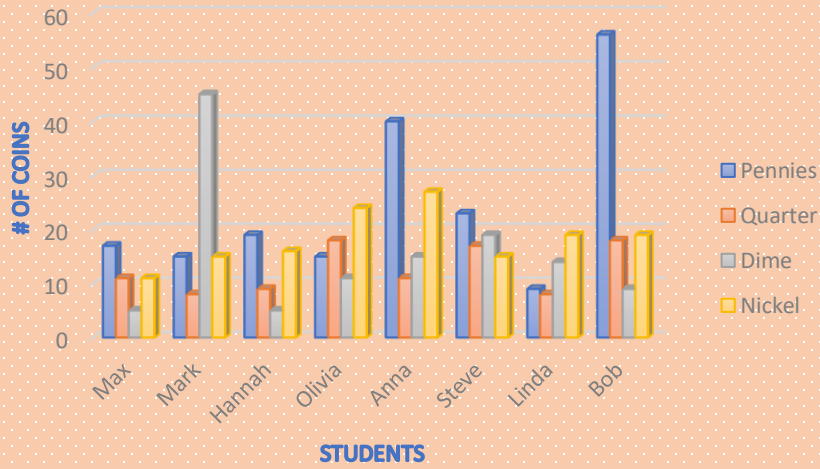


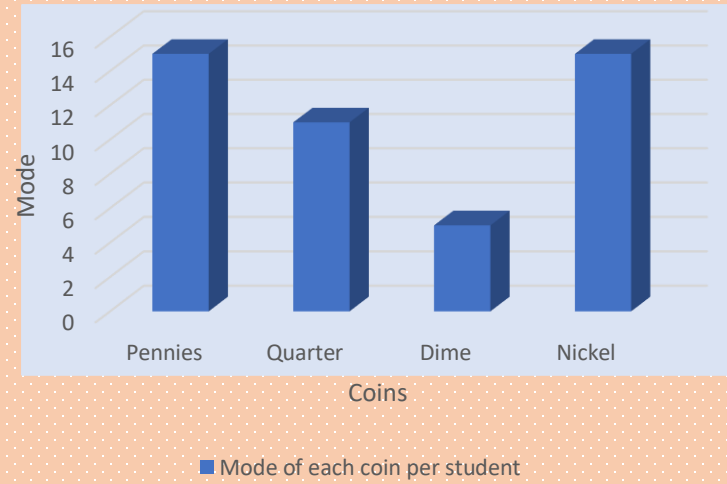
Mrs. Parker's Collected Coins

Students	Pennies	Quarter	Dime	Nickel	AVG of # Coins	# of collected coins per student
Max	17	11	5	11	11.0	397
Mark	15	8	45	15	20.8	740
Hannah	19	9	5	16	12.3	374
Olivia	15	18	11	24	17.0	695
Anna	40	11	15	27	23.3	600
Steve	23	17	19	15	18.5	713
Linda	9	8	14	19	12.5	444
Bob	56	18	9	19	25.5	691
Average total of coins per student	24.3	12.5	15.4	18.3	17.6	
Mode of each coin per student	15	11	5	15		

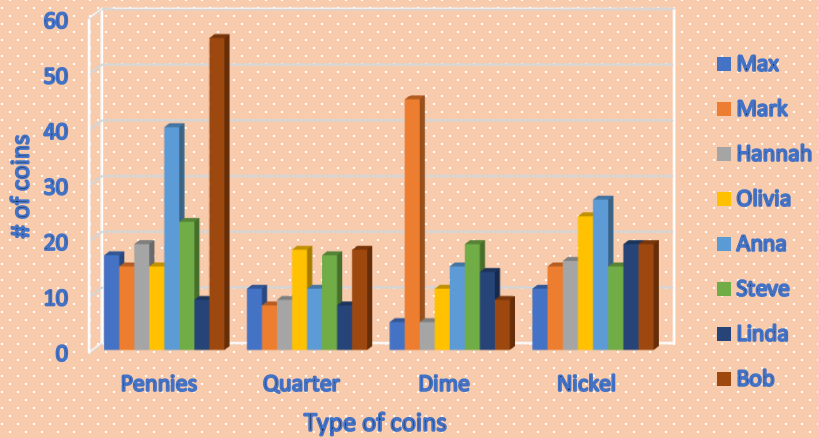
### Number of coins per student



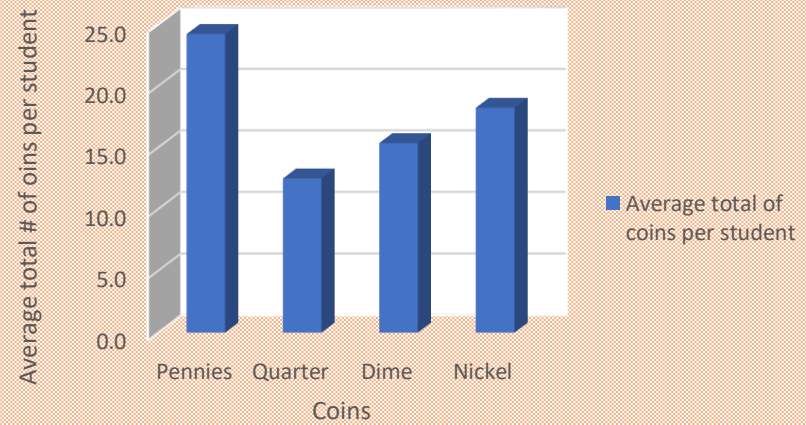
### Mode of each coin per student



### Total classroom # of coins



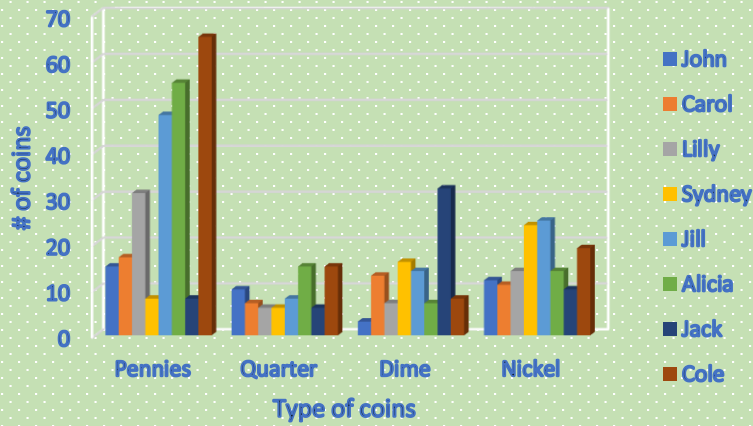
### Average total of coins per student



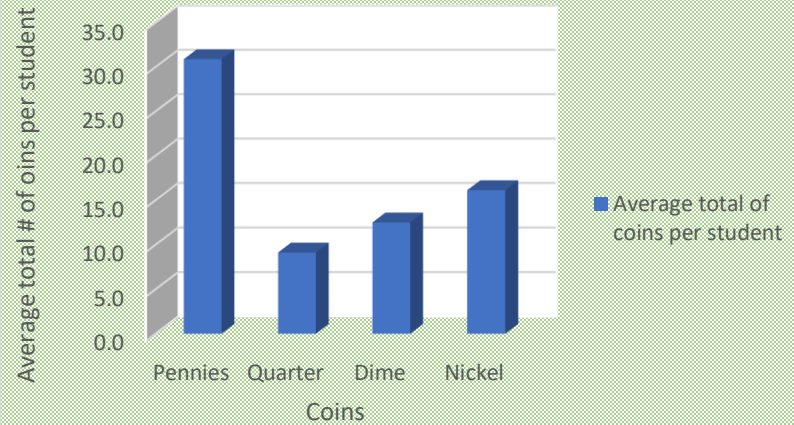
Mrs. Smith's Collected Coins

Students	Pennies	Quarter	Dime	Nickel	AVG of # Coins	# of collected coins per student
John	15	10	3	12	10.0	355
Carol	17	7	13	11	12.0	377
Lilly	31	6	7	14	14.5	321
Sydney	8	6	16	24	13.5	438
Jill	48	8	14	25	23.8	513
Alicia	55	15	7	14	22.8	570
Jack	8	6	32	10	14.0	528
Cole	65	15	8	19	26.8	615
Average total of coins per student	30.9	9.1	12.5	16.1	17.2	
Mode of each coin per student	8	6	7	14		

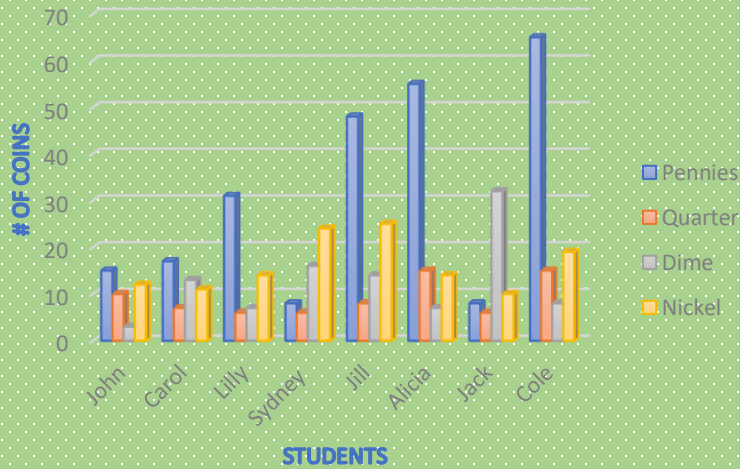
Total classroom # of coins



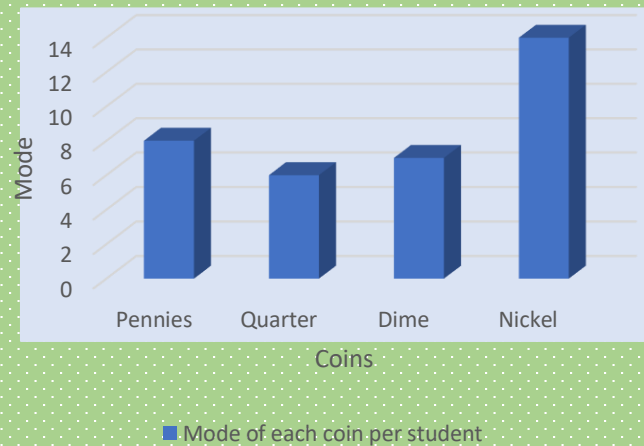
Average total of coins per student



Number of coins per student



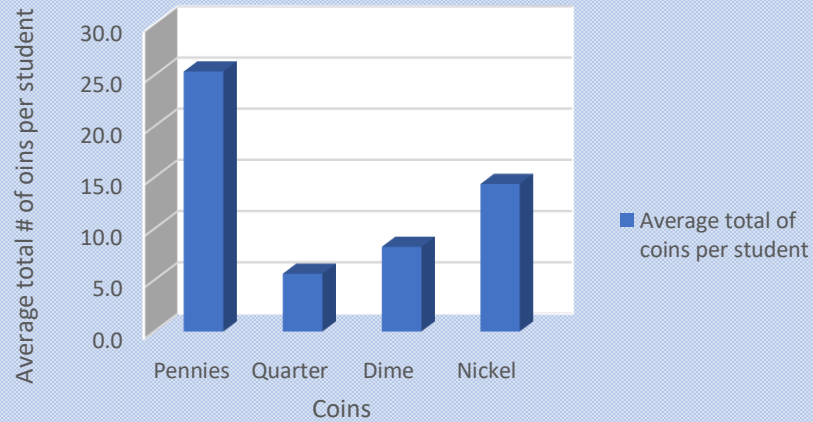
Mode of each coin per student



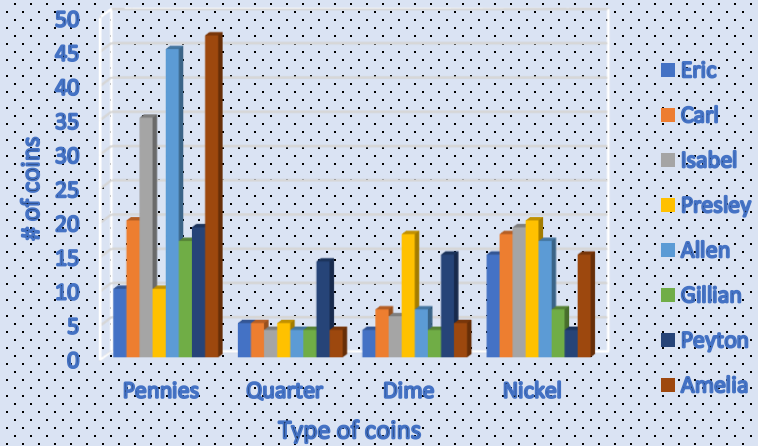
Mrs. Haley's Collected Coins

Students	Pennies	Quarter	Dime	Nickel	AVG of # Coins	# of collected coins per student
Eric	10	5	4	15	8.5	250
Carl	20	5	7	18	12.5	305
Isabel	35	4	6	19	16.0	290
Presley	10	5	18	20	13.3	415
Allen	45	4	7	17	18.3	300
Gillian	17	4	4	7	8.0	192
Peyton	19	14	15	4	13.0	539
Amelia	47	4	5	15	17.8	272
Average total of coins per student	25.4	5.6	8.3	14.4	13.4	
Mode of each coin per student	10	4	4	15		

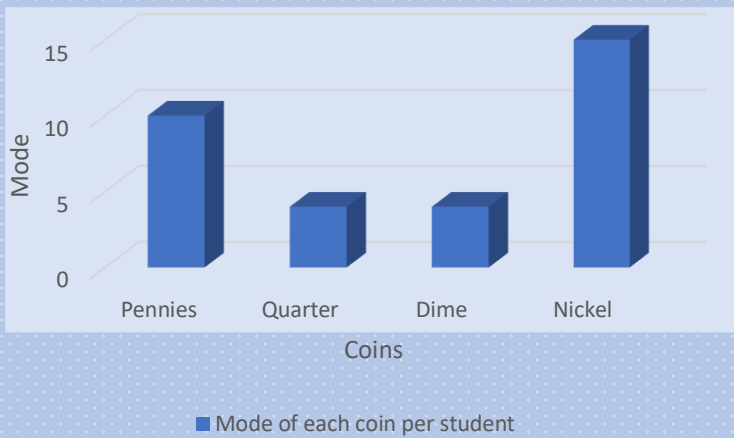
### Average total of coins per student



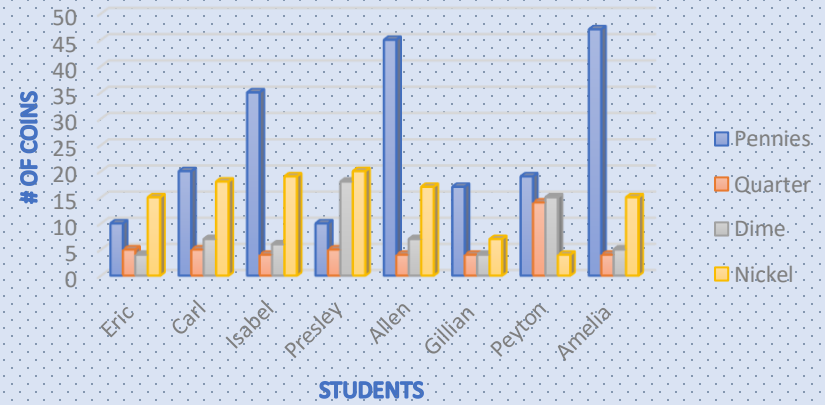
### Total classroom # of coins



### Mode of each coin per student



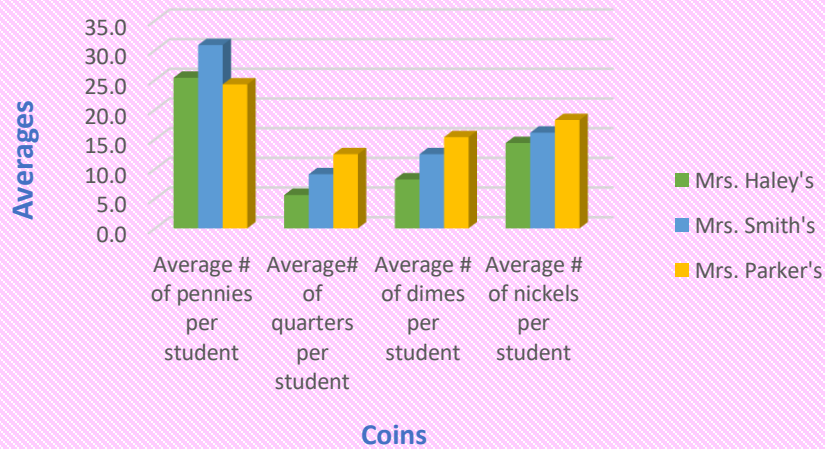
### Number of coins per student



### Class Comparison's

Classroom 's	Average # of pennies per student	Average# of quarters per student	Average # of dimes per student	Average # of nickels per student	Mode of pennies	Mode of quarters	Mode of dimes	Mode of nickels	Average mode
Mrs. Haley's	25.4	5.6	8.3	14.4	10.0	4.0	4.0	15.0	8.3
Mrs. Smith's	30.9	9.1	12.5	16.1	8.0	6.0	7.0	14.0	8.8
Mrs. Parker's	24.3	12.5	15.4	18.3	15.0	11.0	5.0	15.0	11.5
Average of each coin per class	26.8	9.1	12.0	16.3					

#### Average # of coins for all class



#### Modes of coins for each class

